

2024 EJU Bulletin [For Applicants for EJU Administered in Japan]

- Examination for **J**apanese **U**niversity Admission for International Students -

[1st Session]

Examination Date: June 16 (Sunday), 2024

Application Period: From February 13 (Tuesday) to 5:00 p.m. March 8 (Friday), 2024

[2nd Session]

Examination Date: November 10 (Sunday), 2024

Application Period: From July 1 (Monday) to 5:00 p.m. July 26 (Friday), 2024

(Note) No applications will be accepted after the application deadline.

- This bulletin contains mention of procedures from application, testing and score reports, together with important indications and other information. All examinees are requested to carefully read all pages of this bulletin before beginning your application. By applying, you consent to all of the requirements.
The latest information on the implementation of the examination will be posted on the EJU website.

Inquiries regarding the EJU

EJU Uketsuke-Center (EJU Information Desk)

- Tel: **0570-55-0585** (Call charges are to be covered by callers.)

*Open from Monday to Friday (closed on Saturdays, Sundays, national holidays and during year-end and New Year holidays (December 30-January 4)).

- EJU Website: <https://www.jasso.go.jp/en/ryugaku/eju/index.html>

Examination Schedule

1st Session (June)

2nd Session (November)

From February 13
(Tuesday) to 5:00 p.m.
March 8 (Friday), 2024

(1) Application Acceptance

- * Only online application by “EJU Online” is available.
- * Applications will not be accepted after the day of deadline. (See page 4)

From July 1 (Monday) to
5:00 p.m. July 26
(Friday), 2024

May 17 (Friday), 2024
(tentative)

(2) Mailing of Examination Voucher

- * After you receive your voucher, please make sure that all the information (your alphabetical name, date of birth, etc.) are correct.
- * In case voucher does not arrive, refer to page 12.

October 18 (Friday),
2024 (tentative)

June 16 (Sunday), 2024

(3) Examination Date

- * For the examination time, refer to page 2, and for the examination venue, pages 13-14.

November 10 (Sunday), 2024

July 24 (Wednesday), 2024

(4) Score Notification to Examinees

- * It is possible to check the scores by EJU Online.
- * Once you apply to the university*, the university* will directly contact JASSO to refer to your score.
- * JASSO does not accept score inquiries by telephone, e-mail, etc.

December 20 (Friday), 2024

(Entrance examination of each university*)

* Hereinafter “university” also refers to other higher educational institutions such as graduate schools, junior colleges, colleges of technology, professional training colleges.

Contents

1. Details of the EJU	1
2. University Requirements on Subject Test Selection	3
3. Testing Accommodation for Examinees with Disabilities or Other Special Needs	3
4. Application Procedures	4
5. Mailing of Examination Voucher	11
6. Examination Sites (Tentative)	13
7. Cautions Regarding the Examination, etc.	15
8. Score Notification to Examinees	20
9. Protection of Personal Information	21
10. Answering Method	22
11. Reservation Program for Monbukagakusho Honors Scholarship for Privately-Financed International Students ..	29
<Reference> Past EJU Questions	32
FAQ	33

1. Details of the EJU

(1) Aims

This examination is used to evaluate the Japanese language proficiency and basic academic abilities of international students who wish to study at the undergraduate level at universities or other such higher educational institutions in Japan.

(2) Examination Subjects

According to the requirements of the university they want to enter and the course of study they want to pursue, the examinees select the subject tests that they will take from the following table. Examinees may not choose to take both the science test and the Japan and the World test.

Subject	Purpose	Length	Score Range
Japanese as a Foreign Language	Measurement of the Japanese language skills (academic Japanese) required for studying at Japanese universities.	125 minutes	Reading comprehension, listening and listening-reading comprehension 0-400
			Writing 0-50
Science	Measurement of the basic academic skills in science (physics, chemistry, and biology) necessary for studying in a science department of a Japanese universities.	80 minutes	0-200
Japan and the World	Measurement of the basic academic skills in liberal arts, particularly thinking and logical abilities, necessary for studying at Japanese universities.	80 minutes	0-200
Mathematics	Measurement of the basic academic skills in mathematics necessary for studying at Japanese universities.	80 minutes	0-200

* The score range mentioned above, excluding the writing of Japanese as a Foreign Language, will not be given in the form of the raw score but on a common scale. The writing will be scored based on the standard.

(3) The Structure and Evaluation of Japanese as a Foreign Language

- a. Structure : The test in Japanese as a Foreign Language consists of writing, reading comprehension, and listening and listening-reading comprehension.
- b. Order and Time : The order of the examinations is writing (30 minutes), reading comprehension (40 minutes), listening-reading comprehension, and listening comprehension (about 55 minutes for listening-reading comprehension and listening comprehension combined).
- c. Score Range : The score range 0-400 totaling reading comprehension 0-200, and listening comprehension and listening-reading comprehension 0-200, and the score range 0-50 for writing will be indicated.

(4) The Structure of Science

In the science area, according to the requirements of the university they want to enter and the course of study they want to pursue, **examinees must select two subjects from physics, chemistry and biology on the examination day**. In case only one subject is selected, your answer for science will not be scored.

(5) The Structure of Mathematics

In the mathematics area, according to the requirements of the university they want to enter and the course of study they want to pursue, **examinees must select either Course 1 for liberal arts faculties or science faculties where comparatively less mathematics is required, or Course 2 for faculties where higher-level mathematics is required on the examination day.**

(6) Subject Test Syllabi

A syllabus for each subject test is posted on the JASSO website.

EJU Syllabus https://www.jasso.go.jp/en/ryugaku/eju/examinee/syllabus/index.html

(7) Examination Language

The questions can be written in Japanese or English. (The examination of Japanese as a Foreign Language will be written only in Japanese.) Since the Japanese and English question booklets will be different, according to the requirements of the university they want to enter and the course of study they want to pursue, **examinees should notify which they prefer at the time of application.**

Examinees wishing to take the EJU in English are requested to exercise care when selecting a testing site. **This is because the number of such testing sites offering English services is limited. (Please refer to pages 13-14.)**

(8) Answering Method

For Japanese as a Foreign Language, the answering methods are multiple-choice (mark-sheet) and writing (examinees are to actually write Japanese sentences.). For mathematics, science and Japan and the World, the method is the mark-sheet. **(Please refer to pages 22-28.)**

(9) Examination Time

Subject	Answering Time	Examination Time (incl. other timing such as distribution of question booklets and answer sheets)
Japanese as a Foreign Language	125 minutes	9:30–12:00
Science	80 minutes	13:30–15:00
Japan and the World	80 minutes	
Mathematics	80 minutes	15:40–17:10

* After completing the test for each subject, it will be confirmed that all question booklets and answer sheets have been collected. Because of this, examinees will only be able to exit the testing room about 15 minutes after expiration of the “Examination Time” in the table above.

2. University Requirements on Subject Test Selection

Please be aware that Japanese university requirements of examination subjects and languages regarding EJU vary according to each institution. While some universities (or some departments/courses) require international students to take specific subject tests of the examination, other universities (or departments/courses) do not require students to take the examination at all.

EJU scores earned over the past two years (results from a maximum of four sessions) remain valid. However, certain universities and other institutions may designate the specific years and the number of exams that may be used when submitting applications.

Therefore, before application, make sure you contact the university to which you will apply and ask about their latest requirements.

The list of Japanese universities that use EJU scores for the selection of enrollees is posted on the following website.

List of Schools Using EJU

<https://www.jasso.go.jp/en/ryugaku/eju/examinee/use/index.html>

3. Testing Accommodation for Examinees with Disabilities or Other Special Needs

Examinees wishing to request testing accommodation upon taking the EJU due to illness, injury, disability or other special needs, are requested to contact the JASSO Testing Division either by telephone (03-6407-7457) or email (jasso_eju@jasso.go.jp) prior to applying to take the examination. Detailed instructions on the procedures necessary to request these services will be provided at that time. Examinees who use hearing aids, crutches, wheelchairs or other devices or supports in their everyday activities are also requested to request accommodations concerning the need to use these items during the exam.

[Contact Deadlines]

1st Session (June) : March 8 (Friday), 2024

2nd Session (November) : July 26 (Friday), 2024

It is also possible to request such accommodation due to accidents, illnesses or other unexpected situations which occur after applying for the EJU. Examinees are asked to contact us immediately in such cases. Please be aware, however, that due to the conditions at testing sites or other factors, it may not be possible to respond to all details of the requested accommodation.

Regarding the application procedures, as a general rule, submission of a physician's medical certificate or other document verifying the need for testing accommodation is required. To learn more about the details of these procedures, as well to confirm accommodations granted for EJU examinees in the past, please access the following websites.

For EJU Examinees with Physical Disabilities

<https://www.jasso.go.jp/en/ryugaku/eju/examinee/procedure/disability.html>

EJU Outline of Results

<https://www.jasso.go.jp/en/ryugaku/eju/about/data/result/index.html>

4. Application Procedures

Applications will be considered complete upon recording of “Application Information Registration” and “Examination Fee Payment” from the [EJU Online] Application/Score Confirmation page within the application acceptance period.

* “EJU Online” is a website designed for online use of various services related to the examination (applications, examination fee payments, examination voucher revisions, score confirmations, examination voucher reissues, etc.). When accessing EJU Online, be sure to confirm the terms of use, FAQ and other information mentioned on the website.

[EJU Online] Application/Score Confirmation Page
<https://eju-online.jasso.go.jp/src/CMNLOGIN010.php>

[Application Period]

1st Session (June) : From February 13 (Tuesday) to 5:00 p.m. March 8 (Friday), 2024

2nd Session (November) : From July 1 (Monday) to 5:00 p.m. July 26 (Friday), 2024

(Note) No applications will be accepted after the application deadline.

<EJU Online Application Sequence Flow>

STEP 1
Obtaining My Page ID

* Applicants applying from EJU Online within the past two years who have already obtained a My Page ID do not need to obtain a new My Page ID.

STEP 2
Application Information Registration

* Frontal facial photograph data (JPEG) taken within six months of the application date must be submitted (no hats or background in the photo).
* Because application information cannot be revised after the application deadline, take care to correctly register your information.

STEP 3
Examination Fee Payment

* The examination fee may be paid by credit card, convenience store transaction or bank transfer (ATM or Internet banking).

Application Completion

STEP 4
Application Information Checks and Changes

* Be sure to confirm that you have completed your application and the details of the application on EJU Online My Page website. In cases of mistakes in application information, please enter the proper changes on the EJU Online My Page within the application acceptance period.

STEP 1 Obtaining My Page ID

(1) Confirm Application Methods

Application methods include the following three types. Depending upon the application method, there will be differences by the parties obtaining their My Page ID, the types of the My Page ID and other areas. Applicants belonging to schools, etc. are requested to first confirm this information with the schools, etc.

[1] Individual Application

Each applicant (examinee) is requested to pay the examination fee after registration and any revisions in their application information, as well as arrange to receive the examination voucher and complete all other details.

[2] Group Applications (Batch Registration Format)

Group coordinators are requested to pay the examination fees after registration and any revisions in application information, as well as arrange to receive examination vouchers and complete all other details for all applicants in their group.

[3] Group Applications (Individual Application-Collective Format)

After applicants have registered their application information, the group coordinator will pay the examination fees, make any changes in application information and receive examination vouchers.

My Page ID Acquirer		Applicants (Examinees)	Group Coordinator
Application Methods			
[1] Individual Application		○ (Applicant-use My Page ID)	×
Group Application	[2] Batch Registration Format	×	○ (Group coordinator-use My Page ID)
	[3] Individual Application-Collective Format	○ (Applicant-use My Page ID)	○ (Group coordinator-use My Page ID)

(Important) Group coordinators can also confirm the scores for all applicants. It will be necessary for them to obtain the consent of the applicants at the time the applications are submitted. Please obtain such consent in writing. Examinees not wishing to have group coordinators confirm their scores are requested to submit individual applications (and not group format applications).

(2) How to Obtain Your My Page ID

a. Access the following website.

[EJU Online] Application/Score Confirmation Page <https://eju-online.jasso.go.jp/src/CMNLOGIN010.php>

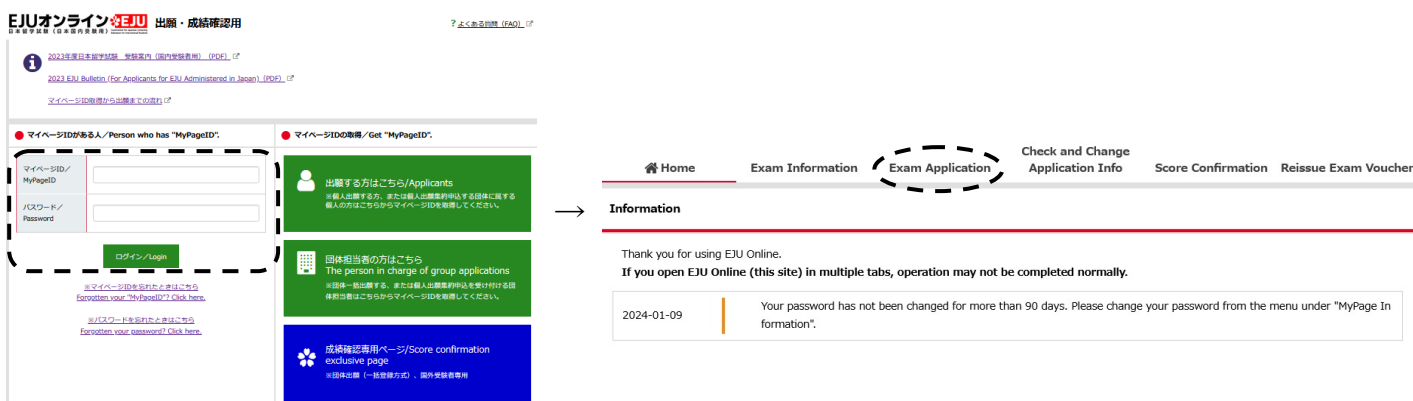


- b. Following the instructions on the screen, enter the required information (name, date of birth, e-mail address, etc.).
- * Confirm the operation method and other details on the following website.

How to get my page ID (Japanese version only)
<https://eju-online.jasso.go.jp/src/CMNMNUAL010.php>

- c. The My Page registration-use website will be sent to the e-mail address which is registered. Click on the website appearing in the e-mail message, and input the password which is registered in (b). Confirming this information completes your My Page ID registration.
- d. Your My Page ID will be sent to the registered e-mail address. Use the My Page ID appearing in the e-mail message and the registered password to log on.

STEP 2 Application Information Registration



After logging onto your My Page website, click on “Exam Application,” and register your application information. Because the registration method differs by the following application categories, select the proper method.

Because application information cannot be revised after the application deadline, take care to correctly register your information.

[1] Individual Application

Applicants personally log onto their My Page website to register application information.

[2] Group Applications (Batch Registration Format)


Group coordinators log onto the My Page websites to register the application information for all applicants in their group. Used for this registration is the designated Excel format (which can be downloaded from My Page).

[3] Group Applications (Individual Application-Collective Format)

Applicants personally log onto their My Page website to register their application information. **(Both the group code and group confirmation key indicated by the group coordinator must be entered.)**

<Matters Requiring Particularly Close Attention>

<p>Group Code * Individual Application-Collective format only</p>	<p>The group code is the number automatically issued when the group coordinator newly registers a My Page ID (six half-size numbers).</p> <p><Confirmation Method> After logging onto the group coordinator My Page website, click on “Exam Application” to confirm.</p>
--	---

<p style="text-align: center;">Group Confirmation Key</p> <p style="text-align: center;">* Individual Application-Collective format only</p>	<p>The group confirmation key is a series of characters (password) discretionally set by the group coordinator.</p> <p><How to Set the Key by the Group Coordinators></p> <ol style="list-style-type: none"> 1. After logging onto the group coordinator My Page, click on “Examination Application.” Next, click on the “Set Group Confirmation Key” on the right side of the “Individual Application-Collective Format” under “STEP 1: Application Information Registration.” 2. Enter a series of discretionally selected 4 to 10 half-size English characters and numbers in the input field, then click on the “Confirm” button. 3. Confirm the content. If there are no problems, click on the “Register” button. 4. The group confirmation key will be output on the “Individual Application-Collective Format” under “STEP 1: Application Information Registration.” Confirm that information.
<p style="text-align: center;">Examination Subjects</p>	<p>Select only one combination of subjects for which you wish to take the examination.</p> <p>* It is not possible to take the examinations of subjects for which applications have not been made.</p> <p>* Science subjects and the mathematics course will be selected on the day of the test.</p>
<p style="text-align: center;">Examination Language</p>	<p>Select either “Japanese” or “English” (one language only).</p> <p>* When taking the examination for subjects “Japanese as a Foreign Language only”, select “Japanese” as the examination language.</p> <p>* Because only a limited number of testing sites offer “English” as the examination language, be careful to select a testing site which offers English.</p>
<p style="text-align: center;">Examination Sites</p>	<p>It is possible to indicate desired testing sites. However, in case that large numbers of examinees apply for the same site, some applicants may be assigned to a separate testing site nearby. Be sure to confirm the final assigned testing site on your examination voucher.</p> <p>Because certain testing sites are unable to offer the examination subjects in English, be careful when selecting the specific site.</p>
<p style="text-align: center;">Photo of Face</p>	<p>Please use photographic images (JPEG) satisfying the following requirements.</p> <ul style="list-style-type: none"> - Frontal facial photograph taken no more than six months ago, with no hat or background. - 480×640 pixels and above, 5MB or less. <div style="text-align: center;">  </div> <p><Points of Caution></p> <ol style="list-style-type: none"> 1. Individuals wearing eyeglasses for the examination must submit photographs taken with their eyeglasses. 2. The following types of photographs are unacceptable as photo ID. <ul style="list-style-type: none"> × Blurred photos × Photos with eyes closed × Photos wearing sunglasses × Photos wearing hats × Photos where the face is too small or large × Photos with backgrounds × Snapshot-style photos × Photos processed with applications or other means × Photos wearing facial masks 3. If the photograph on your examination voucher cannot be confirmed as you on the day of the test, it may be impossible to take the examination. <p>This photo will be printed on the exam voucher and score confirmation report. Also, JASSO will provide the university with this photo when reporting your scores.</p>

<p>Reservation Program for Monbukagakusho Honors Scholarship for Privately-Financed International Students (Scholarship)</p>	<p>Refer to pages 29-31 for this information, and select "Apply for the Reservation Program" if desired.</p>
<p>Name (In the Roman alphabet)</p>	<p>Enter your name as it appears on your passport or residence card (no more than 30 characters). The name entered here will be used on your examination voucher and score confirmation report.</p>
<p>Address (Domestic)</p>	<p>Limited to addresses domestically in Japan. Postal codes and addresses will be confirmed, so be sure to enter them correctly. Applicants residing overseas are requested to enter the address of an individual able to receive their examination voucher in Japan. Please do not enter hotels or other locations where you will be staying temporarily. <u>If you are planning to move or there is no one at home during the day, please consult with your affiliated school, etc. If possible, enter the address of the school to ensure that these postal mailings will be received.</u></p>
<p>Name of affiliated school or company, emergency contact</p>	<p>In addition to the address entered in "Address (Domestic)," be sure to enter the name, address, telephone number and FAX number for the Japanese language school, company or other emergency contact where you may be reached.</p>

* Details of the application information registration procedures may be confirmed at the following website.

EJU Online Application Sequence Flow (Japanese version only)
<https://eju-online.jasso.go.jp/src/CMNMNUAL020.php>

* The EJU Uketsuke-Center will provide notification of any omissions in the application process. Please respond with the correct information by the indicated deadline. Failure to provide that information will prevent you from taking the examination.

? Frequently Asked Questions (FAQ)

Q Because my name contains more than 30 characters, I am unable to enter it.

A Applicants with names containing more than 30 characters are requested to delete their middle names or take other steps to limit the entries to 30 characters. Data on your examination voucher, scores or other items will use the name registered at the time of your application.

Q I cannot enter my name in Chinese characters.

A Simplified or traditional Chinese characters may result in errors when entered. Please correct those characters to common use characters if possible. Because entering your name in characters is not absolutely required, this box may be left blank.

Q I entered mistakes in application details.

A If the application reception period has not expired, changes may be made in your application details from the EJU Online "Check and Change Application Info" page. Please be aware, however, that simply changing the entries on your "Change MyPage Info" site will not result in changes in your application details. For group applications, please request that the group coordinator make the changes.

Q For group applications, what are the minimum and maximum numbers of persons for whom applications may be made?

A Applications may be made from one person, while there is no maximum number of applicants.

Q Is a handling charge required when paying the examination fee?

A No handling charges are collected, regardless of what payment method is used. When making payments by bank transfer (ATM), however, certain financial institutions may require their own handling fees.

Q May applications be cancelled?

A After payment of the examination fee, the applications may not be cancelled and no refunds are possible. However, there is no need to inform us that you will be absent on the day of the examination.

STEP 3 Examination Fee Payments

(1) Examination Fees

Type	Examination Fee
(a) Examinees taking only one subject	¥10,000 (including tax)
(b) Examinees taking two or three subjects	¥19,000 (including tax)

(2) Payment Methods

Examination fees may be paid by credit card, convenience store transaction or bank transfer (ATM or Internet banking).

(3) Payment Deadline

1st Session (June) : By March 8 (Friday), 2024

2nd Session (November) : By July 26 (Friday), 2024

* Applications for which payments are not received by the deadline will be cancelled.

(4) Points of Caution

Important

- If applicants paying the examination fee for only one subject (¥10,000) decide later that they wish to take two or three subjects, they must pay the full examination fee for two or three subjects (¥19,000). Paying only the difference in the fees (¥9,000) is not sufficient to take the additional subjects. Meanwhile, if the balance payment is not made by the determined deadline, the application itself will be cancelled. **In this case, you will be unable to take the test for the first subject for which payment you already completed.**
- It is impossible to reduce the number of examination subject (from three to two or one subject, from two to one subject).
- No refunds of examination fees can be made. This includes cases of being unable to take the examination due to illness or any other reasons.

STEP 4 Application Information Checks and Changes

(1) Confirmation of Application Information

Upon completion of examination fee payments, be sure to use the “Check and Change Application Info” page to confirm that your payment status is listed as “paid,” as well as the accuracy of your application information.

* Group application (batch registration format) applicants are requested to confirm with their group coordinators.

(2) Changes in Application Information

Changes may be made in application information from Check and Change Application Info page during the application period.

* Group application (batch registration format/individual application-collective format) applicants are requested to arrange for any changes to be made by their group coordinator.

* No changes may be made in examination subjects, language, testing sites or other areas after the application deadline.

* Changes may be made in name, date of birth, sex, or county/region (nationality) after the examination, although a fee of ¥2,000 (including tax) will be charged. To avoid this fee, please enter all information correctly from the start.

5. Mailing of Examination Voucher

(1) Mailing of Examination Voucher

Your examination voucher will be mailed by "Registered Mail" to the address you specified at the time of application. Please sign when you receive the registered mail.

If you are out when the mail arrives, the mail carrier will leave a slip to inform you of the arrival of the mail. Please follow the instruction in the slip to receive the mail.

- * If you moved from the address you registered at the time of application, please submit "Tenkyo-Todoke (notification of move)" to the nearest post office. "Tenkyo-Todoke (notification of move)" requests may be submitted at post office counters or through the website of Japan Post ("e-Tenkyo").

Japan Post Website https://www.post.japanpost.jp/service/tenkyo/index_en.html

- * Please indicate your name (in the Roman alphabet) on the mail box and place a nameplate on the doorway, otherwise the mail carrier cannot confirm you are actually living in.

[Mailing Date of Examination Voucher]

1st Session (June) : May 17 (Friday), 2024 (tentative)

2nd Session (November) : October 18 (Friday), 2024 (tentative)

After you receive your voucher, please make sure that all the information is correct (your alphabetical name, date of birth, etc.). If you have any question regarding the voucher itself or the examination sites, the examination voucher is clearly not your own, the facial photograph is not you or other mistakes have occurred, please telephone the EJU Uketsuke-Center (Tel 0570-55-0585) by no later than two weeks before the examination date. Please be noticed that you cannot change the examination site or the subjects you take.

Examination Voucher (Sample)

0000年度		日本留学試験 受験票		顔写真
試験日		0000年00月00日(日)		
試験会場開門時間 : 午前9時				
受験番号		受験科目・試験時間		
xx*0103*000000		日本語	9:30~12:00	
		総合科目	13:30~15:00	

受験地	試験会場	試験室		
東京	駒場大学 1号館	102教室		
名前	性別	生年月日	国・地域	
KIM YOUNGSOOK	女	2000/4/5	韓国	
<small>この受験票には、何も書かないでください。 試験を受けるときは、監督者にこの受験票がよく見えるように、つくえの上にも置いてください。また、試験が終わったら、必ずこれを持ち帰ってください。</small>				

(2) What to Do If Your Voucher Does Not Arrive or Is Lost

If your examination voucher does not arrive even after 10 days have passed since the scheduled mailing date, or you lose your voucher prior to the examination, please print out a “Temporary Examination Voucher” from EJU Online My Page (“Check and Change Application Info” page). Present that voucher to the “Temporary Examination Voucher Counter” established inside your assigned testing site on the day of the examination. After that, adopt the following procedures.

a. Cases of Examination Vouchers Returned

It will be possible to exchange the temporary examination voucher for examination vouchers that are returned.

b. Cases of Examination Vouchers not Returned or Lost

Staffers confirm your identification with a passport or residence card, and then give permission to use a temporary examination voucher to take the examination.

- * Examinees forgetting their temporary examination voucher will be issued a temporary voucher at the testing site.
- * Personal ID (residence card or passport) is required to receive either an examination voucher or temporary examination voucher.

(3) What to Do If Voucher Information Is Incorrect

Even If you discover errors in the name, gender, date of birth, country or region printed on your examination voucher, use the examination voucher sent to you to take the examination on the indicated test date.

Requests for revisions in the examination voucher details will be accepted after the examination is over. Such requests cannot be presented at the examination site.

<How to Request Revisions>

Access the “Exam Voucher Revision” page on your EJU Online My Page, and request your revisions during the revision request acceptance period. **(Please note that a ¥2,000 fee including tax is being charged for this service.)**

[Revision Request Acceptance Period]

1st Session (June) : From June 17 (Monday) to June 27 (Thursday), 2024

2nd Session (November) : From November 11 (Monday) to November 21 (Thursday), 2024

- * Be sure to submit any such revisions from EJU Online.
- * If you fail to request revisions during the stated period, the entries on your Score Confirmation Report and the information for use in notifying universities or other institutions will remain unrevised.
- * Items printed on examination vouchers and Score Confirmation Reports cannot be revised by only changing the entries on your “Change My Page Info” site.

6. Examination Sites (Tentative)

- **Changes or additions** in testing sites may occur. Also, depending upon the capacity of testing sites, there may be cases when applicants are not be assigned to the site requested upon application, with changes made to a nearby prefecture. Always take time to confirm the testing site on your examination voucher.
- The latest updates on testing sites, special bus service and other information will be announced on the EJU website. Please regularly check that website.

EJU Examination Sites <https://www.jasso.go.jp/en/ryugaku/eju/examinee/site/index.html>

- Testing sites marked with asterisks (*) do not offer the examination in the language of English.
- When several testing sites are operated in a single prefecture, applicants may not choose their preferred site. Due to the specific facilities and other factors at testing sites, there may be occasions when a certain site provides examinations only for men or women.

1st Session (June)

Hokkaido	Hokkaido University Sapporo Campus (Kita 8, Nishi 5, Kita-ku, Sapporo-shi, Hokkaido)
Miyagi	TKP Garden City Premium Sendai Nishiguchi (Solala Plaza, 1-2-15, Kakyoin, Aoba-ku, Sendai-shi, Miyagi)
Gunma	* Takasaki Shirogane Building (9, Shirogane-cho, Takasaki-shi, Gunma)
Saitama	* Seigakuin University (1-1, Tosaki, Ageo-shi, Saitama)
Chiba	* Chiba University Nishi-chiba Campus (1-33, Yayoicho, Inage-ku, Chiba-shi, Chiba)
Tokyo	Gakushuin University (1-5-1, Mejiro, Toshima-ku, Tokyo) Keio University Mita Campus (2-15-45, Mita, Minato-ku, Tokyo) Komazawa University Komazawa Campus (1-23-1, Komazawa, Setagaya-ku, Tokyo) Shibaura Institute of Technology Toyosu Campus (3-7-5, Toyosu, Koto-ku, Tokyo) Taisho University Sugamo Campus (3-20-1, Nishi-Sugamo, Toshima-ku, Tokyo) Nihon University, College of Commerce (5-2-1, Kinuta, Setagaya-ku, Tokyo) Waseda University Waseda Campus (1-6-1, Nishiwaseda, Shinjuku-ku, Tokyo) Tokyo University of Foreign Studies Fuchu Campus (3-11-1, Asahi-cho, Fuchu-shi, Tokyo) Tokyo University of Agriculture and Technology Koganei Campus (2-24-16, Naka-cho, Koganei-shi, Tokyo) Hitotsubashi University Kunitachi Campus (2-1, Naka, Kunitachi-shi, Tokyo)
Kanagawa	* TKP Garden City Premium Minatomirai (5F, MM Park Building, 3-6-3, Minatomirai, Nishi-ku, Yokohama-shi, Kanagawa)
Ishikawa	Kanazawa University Kakuma Campus (Kakuma-machi, Kanazawa-shi, Ishikawa)
Shizuoka	To be announced
Aichi	To be announced
Kyoto	* Kyoto Institute of Technology Matsugasaki Campus (Matsugasakihashikamicho, Sakyo-ku, Kyoto-shi, Kyoto) * Kyoto Prefectural University Shimogamo Campus (1-5, Shimogamohangicho, Sakyo-ku, Kyoto-shi, Kyoto)
Osaka	Osaka University Toyonaka Campus (1-16, Machikaneyamacho, Toyonaka-shi, Osaka)
Hyogo	* Kobe International University (9-1-6, Koyochonaka, Higashinada-ku, Kobe-shi, Hyogo)
Okayama	Okayama University Tsushima Campus (2-1-1 Tsushimanaka, Kita-ku, Okayama-shi, Okayama)
Kochi	Kochi Kenritsu Seishonen Center (303-1, Nishino, Noichicho, Konan-shi, Kochi)
Fukuoka	To be announced
Okinawa	Okinawa Christian University (777, Onaga, Nishihara-cho, Nakagami-gun, Okinawa)

2nd Session (November)

Hokkaido	Sapporo Gakuin University Ebetsu Campus (11, Bunkyo-dai, Ebetsu-shi, Hokkaido)
Miyagi	Tohoku University Kawauchi-Kita Campus (41, Kawauchi, Aoba-ku, Sendai-shi, Miyagi)
Gunma	* Takasaki Shirogane Building (9, Shirogane-cho, Takasaki-shi, Gunma)
Saitama	* Saitama University Okubo Campus (255, Shimo-Okubo, Sakura-ku, Saitama-shi, Saitama)
Chiba	* Chiba University Nishi-chiba Campus (1-33, Yayoicho, Inage-ku, Chiba-shi, Chiba)
Tokyo	Sophia University Yotsuya Campus (7-1, Kioi-cho, Chiyoda-ku, Tokyo) The University of Tokyo, College of Arts and Sciences Komaba Campus (3-8-1, Komaba, Meguro-ku, Tokyo) Nihon University, College of Humanities and Sciences (3-25-40, Sakurajosui, Setagaya-ku, Tokyo) Meiji University Surugadai Campus (1-1, Kanda-Surugadai, Chiyoda-ku, Tokyo) Soka University (1-236, Tangi-machi, Hachioji-shi, Tokyo) Chuo University Tama Campus (742-1, Higashinakano, Hachioji-shi, Tokyo) The University of Electro-Communications Chofu Campus (1-5-1, Chofugaoka, Chofu-shi, Tokyo)
Kanagawa	* TKP Garden City Premium Minatomirai (5F, MM Park Building, 3-6-3, Minatomirai, Nishi-ku, Yokohama-shi, Kanagawa)
Ishikawa	Hokuriku University Taiyogaoka Campus (1-1, Taiyogaoka, Kanazawa-shi, Ishikawa)
Shizuoka	To be announced
Aichi	To be announced
Kyoto	* Kyoto University Yoshida-South Campus (Yoshida-nihonmatsucho, Sakyo-ku, Kyoto-shi, Kyoto) * Kyoto College of Economics (3-1, Oehigashinagacho, Nishikyo-ku, Kyoto-shi, Kyoto)
Osaka	Osaka University Toyonaka Campus (1-16, Machikaneyamacho, Toyonaka-shi, Osaka)
Hyogo	* Ashiya University (13-22, Rokurokusocho, Ashiya-shi, Hyogo)
Hiroshima	Prefectural University of Hiroshima Hiroshima Campus (1-1-71 Ujinahigashi, Minami-ku, Hiroshima-shi, Hiroshima)
Kochi	Kochi Kenritsu Seishonen Center (303-1, Nishino, Noichicho, Konan-shi, Kochi)
Fukuoka	To be announced
Okinawa	University of the Ryukyus Senbaru Campus (1, Senbaru, Nishihara-cho, Nakagami-gun, Okinawa)

<Points of Caution>

- a. **Confirm the location of your examination site using the guide map on the EJU website.**
- b. **Certain universities serving as examination sites operate multiple campuses. Because of this, be sure to confirm the location of your own examination site campus. The EJU will not be offered at campuses which do not function as examination sites.**
- c. By no later than the day before the examination, confirm the route to your examination site, the travel time required when using public transportation and other necessary details. Do not, however, enter the building which contains the examination site or make direct inquiries at the examination site.
- d. Use the train, bus or other means of public transportation to travel to your examination site.
 - * It is not possible to use car or bicycle lots at or near testing sites. Testing sites also provide no introductions or other information about parking lots.
 - * If complaints are received from universities or other institutions serving as examination sites or disturbances result from illegal parking of shuttle buses or cars, permission to take the examination may be denied. In such cases, no refunds of examination fees can be made.
- e. **Examinees must take the test at the examination site printed on their examination vouchers. You will be unable to take the examination if arriving at the wrong site on the day the test is scheduled. No refunds of examination fees will be made in such cases either.**
- f. Testing sites do not offer waiting rooms, breastfeeding rooms or other facilities. Other than examinees, no one may enter the testing rooms or the buildings which contain testing rooms.
- g. Distribution of leaflets or other promotional materials, solicitation to participate in specific groups or any other such activities at the testing site or in the general vicinity of the site are strictly prohibited.

7. Cautions Regarding the Examination, etc.

(1) What to Bring on the Examination Day

Make sure you bring the following items.

a. Examination Voucher

* Do not write anything on the voucher.

b. Writing Tools (HB pencils, plastic erasers, pencil sharpeners)

* Mechanical pencils, pencil caps, electric pencil sharpeners, large-size pencil sharpeners or knives (for sharpening pencils) may not be used when taking the exam.

c. Wristwatch (models without memory, translation, computation, camera, recording or communication functions)

* Turn off all sound settings in advance.

* Be sure to bring your own watch, because there will be no clocks in the examination room.

* Use of mobile phones, smartwatches or other devices as watches is not permitted.

d. Personal Identification (Japan resident card or passport)

e. Lunch

* If your tests are only in the morning or only in the afternoon, you will not need to eat lunch at the examination site.

* Because the EJU is given on Sunday, restaurants at the examination site or located nearby may be closed.

* Take home all litter from eating lunch. It will not be possible to discard litter in trash cans inside the examination site.

Note:

* Use of earplugs is not allowed, because such devices can prevent examinees from hearing instructions from proctors and other announcements.

* Because room temperatures cannot be adjusted at certain examination sites, wear clothes that can be adapted to temperature changes.

(2) Personal Identity Confirmation (Important)

Before entering the examination room, personal identification (residence cards or passports) and examination vouchers will be used to confirm the identity of examinees. **Cases when such personal ID is not presented or it otherwise proves impossible to confirm personal identity will be treated as prohibited behavior, and notification of scores will not be made.**

(3) Time of Entering the Examination Room

a. The examination time is printed on page 2 ((9) Examination Time).

b. Examinees may enter the examination site from 9:00 a.m. Please enter the room by the scheduled starting time for each test subject you are scheduled to take. Because your personal identification and examination voucher will need to be confirmed upon entering the room, please arrive in time to complete those procedures.

c. If not arriving in time for the examination starting time, examinees will not be allowed to enter the room for "Japanese as a Foreign Language" testing after 9:40 a.m.

For other test subjects, entry into the examination room is banned 20 minutes after the examination (explanation) starting time.

(4) Requests Concerning Infectious Disease

a. From approximately one week before the date of your scheduled examination, take your temperature in the morning and other times of day, and otherwise monitor the state of your health. If you develop a fever, cough or other symptoms, visit a health care facility for an examination.

b. Individuals suffering from influenza, norovirus, COVID-19 or other infectious diseases who are either hospitalized or undergoing treatment at home on the scheduled date of their EJU are requested to not take the exam at that time. This measure is being adopted to prevent the spread of infection to other

examinees or proctors

- c. It is required that any examinee not feeling well due to fever, coughing or other symptoms experienced at the examination site immediately inform staff members of their specific conditions. Please understand that, based upon the results of individual temperature taking or other steps to confirm the situation, it may be impossible for such examinees to proceed with the exam.

(5) Cautions on Examination Day

- a. On the day of the examination, be sure to follow the instructions of staff members and the information displayed at the testing site (information boards, designated eating, drinking and smoking areas, use of wastebaskets, etc.).
- b. Examinees are not permitted to travel to the site by personal car, motorcycle or bicycle.
- c. Other than examinees, no one is permitted to enter the examination rooms or the buildings in which those rooms are located. This excludes cases when an application for the presence of an attendant to assist examinees suffering from illness, injury, disorders or other conditions has been approved in advance.
- d. Certain examination sites ban smoking in all areas, while others provide designated smoking zones. Follow the rules in force at the site that you use.
- e. When entering the examination room, show your examination voucher and personal identification (Japan resident card or passport) to the attending staff member. Upon request, please temporarily remove your facial mask and hat to allow our staff members to verify your photograph ID.
- f. In the examination room, sit in the seat with the same number as your examination registration number. Place your examination voucher on top of your desk. You may only take your test at the seat with the same number as your examination registration number.
- g. **The only items that may be placed on your desk are the examination voucher, writing tools and wristwatch.** Place any other items (including the envelope containing your examination voucher) in your own personal bag.
- h. Hats cannot be worn during the exam. If wearing a hat is absolutely necessary, the examinee needs to inform a proctor of that need before the exam begins. Upon witnessing any suspicious behavior related to hats, proctors may order the examinee in question to remove the hat.
- i. No eating or drinking is permitted during the examination. In addition, please do not place any foods or beverages on your desk.
- j. **Switch the power to “OFF” for all mobile phones, smartphones or other electronic devices (refer to b of section (8) below for details), and place those devices in your personal bag. Such items may not be kept in the pockets of your clothing.**
Please remember that activating the alarm function on mobile phones or other devices can cause the alarm to ring even if the power is switched off. To avoid this, deactivate the alarm setting and then switch the power to “OFF.”
- k. After the answer sheets are handed out, confirm that the name and examination registration number printed on your own sheet are the same as those on your examination voucher. If that information is clearly not yours, immediately inform one of our staff members. If you enter your responses on answer sheets that are not yours, or personally correct your name and examination registration number without informing a staff member, your answers will not be scored.
- l. After the examination begins, no one is allowed to exit the examination room until an announcement is made that “examinees may now leave.” If you need to use the restroom or step outside due to feeling ill before that time, raise your hand. **Please remember, however, that during the audio portion of the Listening Comprehension and Listening-Reading Comprehension sections of the Japanese as a Foreign Language test, even if receiving permission to visit the restroom or leave the examination room due to not feeling well, you will not be allowed to return to the room until after those sections of the test have concluded.**
- m. During the Japanese as a Foreign Language test Listening Comprehension and Listening-Reading Comprehension questions, do not ask questions, otherwise speak or cause loud noises.
- n. If you cannot properly hear the recorded audio played during the Japanese as a Foreign Language Listening Comprehension and Listening-Reading Comprehension testing due to noise or other reasons, please raise your hand after the recording finishes and inform a staff member of the problem.
- o. This testing cannot be repeated due to interferences from everyday noises occurring during the test.

This includes footstep sounds of proctors walking around the room, conversations required to administer the test, sounds of passing airplanes or automobiles, wind and rain, air conditioning, coughing, sneezing or nose blowing by other examinees in your vicinity, short-term ringing of portable telephones, watches or other devices, noise from nearby buildings or other distractions.

- p. Once the testing begins, proctors may determine that repeated harsh coughing or other conditions exhibited by examinees will interfere with the testing process. Individuals exhibiting such symptoms may be asked to stop answering the questions and temporarily leave the testing room. In such cases, no extension of the test time, rescheduling of the exam itself or other steps can be taken.
- q. During the examination, our staff members may request to confirm your identity by comparing your face to your photo on your examination voucher. You may be asked to remove your facial mask and glasses at such times.
- r. There may be cases when outside groups, the school or other parties distribute leaflets or other materials in the vicinity of the examination site. Please be aware that such activities and information have no connections whatsoever to the EJU.
- s. Because your examination voucher is required upon applying to universities or other institutions, carefully retain and store the voucher after the testing is completed as well.

(6) Answering Method

The answering method is **mark-sheet**. Make sure you use an **HB pencil** to blacken the number for the answer. You cannot use a ball-point pen or mechanical pencil. Numbers that are blackened too lightly will not be marked.

Examination scores are calculated by totaling the points for all correct answers. No points are subtracted for incorrect answers. For more details of answering method, refer to 10. Answering Method (in the pages 22-28).

(7) Your Name and Examination Registration Number on the Answer Sheet

Your name (in the Roman alphabet) and examination registration number will be pre-printed on your answer sheet that will be provided on the examination day. When you are given the answer sheet, first of all, check that the name and examination registration number on the answer sheet are the same as those on your examination voucher. If the name and examination registration number on the answer sheet are obviously not yours, notify the examination staff immediately.

If you write answers on an answer sheet that is not yours or if you correct the name and examination registration number by yourself without notifying the staff and then write in the answers, your examination will not be scored.

(8) Prohibited Behavior

If you behave in the following ways, it will be regarded as prohibited behavior.

Accordingly, you will be ordered by the examination staff to leave the examination room, and your answers in all of the subjects that you took will be invalidated.

(Examination fees shall not be refunded.)

- a. **Electronic devices such as a mobile phone etc. that you bring make sounds or alarms or generate the vibration mode noise during the examination. (This includes wristwatches generating alarm sounds.)**
- b. **During the exam, failure to place electronic devices in your bag, leaving them on your desk or chair, touching them with your hands or attaching them to your body. This also includes attempts to operate or the actual use of such devices. (Note: Simply turning on the power of such devices will be regarded as prohibited behavior.)**

Examples of electronic devices: mobile phone, smartphones, personal computers, smartwatches and other wearable devices; IC recorders, audio players, digital cameras and other items with photographing, audio recording or communication functions; game machines, electronic dictionaries, calculators, etc. (Note: Simply putting your earphones or headphones around your neck or wearing eyeglasses with electronic functions will be regarded as prohibited)

behavior.)

- c. Someone else takes the examination on your behalf. It cannot be confirmed that you personally took the examination. Failure of examinees to provide documents capable of verifying their personal identity.
- d. You intentionally write answers on an answer sheet which is not yours, or you exchange your question booklet or answer sheet with another examinee in the examination venue.
- e. You speak with other examinees, give answers to other examinees, receive answers from other examinees, or commit other acts of cheating (looking at a reference book, crib sheet, newspaper, leaflet or the answer sheet of another examinee) during the examination.
- f. You attempt to take or actually do take the question booklet or answer sheets out of the examination room during or after the examination (including acts of copying, use of electronic devices to photograph the question booklet or answer sheets or make audio recordings).
- g. You tear off the question booklet.
- h. You use memo paper and other items that you brought to the venue during the examination. This includes writing on your examination voucher which you are allowed to put on the desk, its envelope, the examination number seal, the desk or other items. (Do not write anything even if being unrelated to the exam. Such actions will be considered to be prohibited behavior.)**
- i. You leave the examination room without the permission of the examination staff.
- j. You open the question booklet or start to answer before the proctor says, "Please start."**
- k. You do not stop writing on the answer sheet when the proctor says, "Please stop."
- l. In the Japanese as a Foreign Language test, you look at questions of another section or answer those questions. For example, responding to "Reading Comprehension" questions during the "Writing" section.**
- m. In the Japanese as a Foreign Language test, you look at and/or respond to the actual questions in the "Listening-Reading Comprehension" or "Listening Comprehension" sections during the practice exercises of those sections.
- n. You walk out of the examination room after the examination is over but before the staff has collected and checked the question booklets and the answer sheets.
- o. You do something that causes troubles for other examinees (including distribution of leaflets or other promotional materials, solicitation to participate in specific groups or any other such activities at the testing site or in the general vicinity of the site).
- p. You make false statements concerning the examination which are advantageous to yourself or other examinees.
- q. An examination staffer determines that you behaved improperly in some way other than those listed above, or you did not follow the orders of the **examination staff**. You engage in acts likely to threaten the fairness of the examination.

Note: Any items which are used for the prohibited behaviors (memo, crib sheets, electronic devices etc.) will be confiscated on site and not returned.

Note: Upon engaging in any of the behavior listed in b above, exam staffers will immediately confirm the e-mail and chat histories on your smartphone or other electronic devices, as well as the contents of data folders (visual, audio, etc.), while recording and storing that data.

Note: Examinees engaging in theft of examination questions, arranging for proxy test taking or other malicious violations may be subject to police reports as fraudulent obstruction of business or other procedures, together with bans on taking the EJU again. Upon inquiries from universities or other institutions concerning scores, JASSO reserves the right to provide notification of the details of such violations.

(9) Copyright of Examination Questions

The examination questions of EJU are confidential information and the copyright of JASSO, and are protected by laws and regulations. You are prohibited from conveying a part or all of the examination questions without permission to a third party in whatever form, such as disclosure (such as disclosing inappropriately obtained examination questions or providing flash reports on answers), revelation, dictation, transmission, etc. through web site or other means by copying, recording on video tape or audio tape, writing, memorizing (storing), etc. Violation of this rule may result in notification to the police or legal actions.

Please be aware that you are also prohibited to memorize and replicate examination questions as well as to watch these contents or divulge them. During the past examinations, several examinees were arrested for such violations.

(10) About Cheating

JASSO will continue to take strict measures against cheating. In addition, information of malicious cheating may be provided to universities.

(11) About Problems and Other Events Which Occur during the Examination

The Japan Student Services Organization (JASSO) pledges to do everything in its capacity to ensure that the examination is offered in proper fashion. However, upon occurrence of events during the exam which interfere with your ability to respond or otherwise threaten to impact your scores, please immediately inform a proctor of those circumstances. Our proctors (or other staffers) will confirm the details and deal with the specific situations.

During the Japanese as a Foreign Language test Listening Comprehension and Listening-Reading Comprehension questions, in cases when noises or other occurrences interfere with your ability to adequately hear the audio contents, please raise your hand and immediately inform a staffer of the situation after completion of the Listening Comprehension and Listening-Reading Comprehension audio.

If not satisfied with the actions taken by our staffers at such times, you may directly appeal to the supervisors at each examination site. Please note, however, that the final judgments on such matters will be made by JASSO.

Likewise, please be aware that issuing requests after completion of the examination may prevent you from retaking the tests or benefiting from other relief measures.

8. Score Notification to Examinees

(1) Score Notification to Examinees

Examination scores may be confirmed on EJU Online from the following score report notification dates. (From fiscal year 2021, mailings of “Score Reports” and issuing of “Score Certifications” were discontinued. In place of those methods, examinees may printout “Score Confirmation Reports” from EJU Online to confirm their own scores.

[Notification Date of Score Report]

1st Session (June) : July 24 (Wednesday), 2024

2nd Session (November) : December 20 (Friday), 2024

* Group coordinators are also able to confirm scores. (At the time of application, it is necessary to obtain the consent of all applicants.)

(2) Score Confirmation Method

By application format, the methods for confirming scores differ as follows.

a. Individual Application Examinees/Group Application (Individual Application-Collective Format) Examinees/Group Coordinators

Upon logging onto a My Page on the following [EJU Online] Application/Score Confirmation Page with the My Page ID used at the time of application, it is possible to confirm your scores.

[EJU Online] Application/Score Confirmation Page
<https://eju-online.jasso.go.jp/src/CMNLOGIN010.php>

b. Group Application (Batch Registration Format) Examinees

Creating a My Page on the following [EJU Online] Score Confirmation Exclusive Page makes it possible to confirm scores.

* When My Page websites have been created for past examinations, the same ID may be used to access and confirm your scores. In such cases, there is no need to produce a new My Page.

[EJU Online] Score Confirmation Exclusive Page
<https://eju-online.jasso.go.jp/src/SSKLOGIN010.php>

(3) Score Notification to Universities (*)

Universities will be notified of examinees' scores as follows.

a. When applying to a university, write your examination registration number, name in the Roman alphabet, date of birth, and other required information on the university's application form. If you are planning to take both the 1st session (June) and the 2nd session (November), write only the examination registration number of one session (whichever you prefer) on the university's application form.

The scores submitted for respective subjects must be from the same session. Submitting the scores from different sessions for respective subjects e.g., “the score of Japanese as a Foreign Language for the 1st session and the score of Japan and the World for the 2nd session” is not acceptable.

b. Some university require students to have a copy of examination vouchers when applying, so make sure you do not lose your voucher before you have completed enrollment. (A handling fee of ¥2,000 (including tax) will be charged for reissue of examination voucher.)

c. After the examination, the university to which you applied will request JASSO to provide your score.

d. JASSO will provide the university with your score and, if you took the Japanese as a Foreign Language test, a copy of your answers for the writing section of the test will also be provided.

* We will also notify your scores to the organization in response to score inquiries related to the selection of Malaysian government supported scholarship and Japan-Taiwan Exchange Association Scholarship students.

(4) Inquiries on Results

JASSO does not respond to inquiries or doubts raised by examinees concerning the results reported to them. Also, JASSO does not show or return the answer sheets to examinees after the examination.

9. Protection of Personal Information

JASSO will not disclose your personal information (name, date of birth, country/region, address, photo, scores, answers, etc.) to any third party without your permission, except when reporting your scores to a university as you requested (see “8. Score Notification to Examinees: (3) Score Notification to Universities”), or when disclosure is necessary to the administration of the EJU or the international students support projects to be conducted by JASSO or the government. **However, upon inquiries from universities or other institutions regarding the scores of persons who have engaged in removal of examination questions from test sites in the past, proxy test-taking or other malicious prohibited behavior, notification may be made of the details of such prohibited acts.**

10. Answering Method

* Details of the examination answering method are also presented on the following website.

EJU Answering Method

https://www.jasso.go.jp/en/ryugaku/eju/examinee/procedure/ans_method.html

(1) Question Booklet

- a. Make sure you do not open the question booklet until instructed to do so. (If you do, it will be regarded as prohibited behavior.)
- b. **Make sure you do not take the question booklets home with you after the examination.** (If you do so, it will be regarded as prohibited behavior.)

(2) Answer Sheet

- a. For Japanese as a Foreign Language, two types of answer sheets (mark-sheet and writing method) will be provided. For mathematics, science, Japan & the World, an answer sheet (a mark-sheet, or a computer-scored answer sheet) will be provided.
- b. Your examination registration number and name (in Roman alphabet) will be pre-printed on your answer sheet that will be provided. When you are given the answer sheet, first of all, check that the examination registration number and name on the answer sheet are the same as those on your examination voucher.
- c. For Japanese as a Foreign Language, please place a mark-sheet face down on your desk until the reading comprehension section begins. During writing tests, failure to keep your mark sheet face down will be considered prohibited behavior.
- d. Write down all your answers on the answer sheet. Even if you write the answers on the question booklet, they will not be scored.
- e. The answer sheet in the writing method for Japanese as a Foreign Language will be collected when the writing section is over.
- f. Make sure you do not take the answer sheets home with you after the examination. (If you try to take or have taken home, it will be regarded as prohibited behavior.)

(3) Points to Note about Marking the Mark-sheet

- a. In the mark-sheet method, select the answer you think is correct from the choices after the questions and blacken completely the corresponding number on the mark-sheet using an HB pencil.
- b. Make sure you use an HB pencil to blacken the number for the answer. **You cannot use a ball-point pen or mechanical pencil.**
- c. Numbers that are blackened too lightly or not neatly blackened will not be scored.
- d. When correcting incorrectly blackened numbers, completely erase them using a plastic eraser so that no traces of the pencil remain. Numbers that are not completely erased will not be scored. You must not use things such as white-out in place of an eraser.

(4) How to Answer for Japanese as a Foreign Language

The writing section

- a. Make sure you use an HB pencil to write the answer. **You cannot use a ball-point pen or mechanical pencil.**
- b. Two themes will be given, select and answer either one. You must circle your selection number of the theme on the answer sheet.

テーマの番号 Theme No.	1	2
---------------------	---	---

⇒

テーマの番号 Theme No.	1	2
---------------------	---	---

- c. Write the sentence using one square per one character from left to right
[Answer sheet]

	人	々	の	生	活	は	、	時	代	と	と	も	に	変	化	す	る	。	現
代	の	私	た	ち	は	▶						

- d. When correcting, completely erase characters using a plastic eraser so that no traces of the pencil remain. You must not use things such as white-out in place of an eraser.
- e. When copying pages other than those in the writing sections such as the question booklet cover the score will be zero.

The reading comprehension section

- f. One of the row numbers **1** , **2** , **3** ..., is provided for each question in the question booklets. These numbers are also printed on the answer sheets, so blacken the one appropriate answer choice (1. to 4.) in the answer row with the same row number given in the corresponding question.

[Exercise]

問 いいことを言った人は、それを聞いた人の記憶について、どう考える傾向がありますか。	14
1. 覚えていなくても仕方ない。	
2. 覚えているわけがない。	
3. 数日なら覚えているだろう。	
4. 覚えているものだ。	

↓

[Answer sheet]

14	①	②	③	●
-----------	---	---	---	---

↑
Row number

The listening-reading comprehension section

- g. Listen carefully to the audio recording because you can do so only once.
- h. The listening-reading comprehension section consists of questions that require you to look at charts, pictures, or textual information while listening to sounds. Possible answers are given in the question booklet.
- i. Although there are four possible answers on the question booklet, only one is correct. Select the answer you think is correct from the choices and blacken completely the corresponding number on the mark-sheet.

[Exercise]

(Audio-recording)

学生がコンピュータの画面を見ながら先生の説明を聞いています。学生は今、画面のどの項目を選ばいいですか。

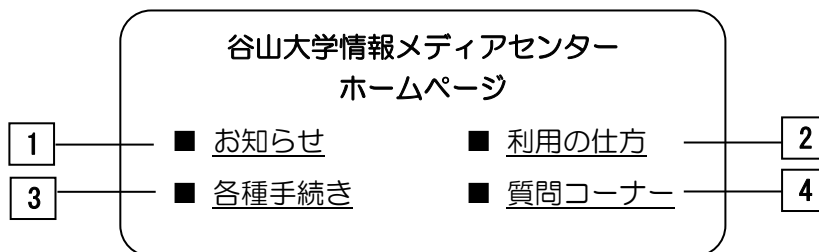
先生： えー、これから、この大学のコンピュータの使い方について説明します。

今日は、おおまかな説明しかしませんが、もっと詳しいことを知りたい人は、右上の「利用の仕方」などを見ておいてください。ああ、今じゃなくて、あとで見ておいてください。

今日はまず、利用者の登録をします。では、画面の左下の項目を選んでください。

(Question booklet)

学生がコンピュータの画面を見ながら先生の説明を聞いています。
学生は今、画面のどの項目を選ばいいですか。



[Answer sheet]

練習	①	②	③	④
----	---	---	---	---

 ⇒

練習	①	②	●	④
----	---	---	---	---

The listening comprehension section

- j. Listen to the audio recording carefully because you can do so only once.
- k. In the listening comprehension section, there are no answers printed in the question booklet. There are possible answers on the audio recording.
- l. Although there are four possible answers on the audio recording, only one is correct. From these four answers, select the one that you think is correct, and mark the "Correct" column as well as the "Incorrect" column.
- m. Please note that the entire Japanese as a Foreign Language test ends when the audio recording for the listening comprehension section ends.**

[Exercise]

(Audio-recording)

女子学生と男子学生が、待ち合わせの場所で話しています。この二人は、これからどうしますか。

女子学生 : あ, お待たせ。山田さんはまだ?

男子学生 : うん。さっき連絡があつて, ちょっと遅れるって。

待ってるって言ったんだけど, 先に行ってくれって。

女子学生 : でも, 山田さん, 研究会の場所, 知ってるのかなあ?

男子学生 : 大丈夫だよ。先にどうぞって言ったんだから。

女子学生 : そう言ってるのなら, 大丈夫ね。

この二人は、これからどうしますか。

1. 山田さんを待ってから行く。
2. 山田さんに先に行ってもらう。
3. 山田さんに連絡をする。
4. 山田さんより先に行く。



[Answer sheet]

練習	正しい	① ② ③ ④
	正しくない	① ② ③ ④

⇒

練習	正しい	① ② ③ ●
	正しくない	● ● ● ④

The correct answer is 4, so mark the answer number 4 in the "Correct" row on the answer sheet. You must also mark the numbers 1, 2, 3 in the "Incorrect" row.

(5) How to Answer for Science

- Science consists of "physics", "chemistry" and "biology". There is one booklet for science. Select two subjects from "physics", "chemistry" and "biology" on the examination day. In case only one subject is selected, your answer for science will not be scored.
- The answer sheet for science is double sided, so use each side to answer the questions for only one subject.
- At the top of the middle of the answer sheet there is a space to select the subject you will answer. (For science, this is at the top of both sides of the answer sheet.) Circle the name of the corresponding subject and blacken the oval under it. **If the selected subject is not blackened, your answers will not be scored.**

[Correct Example] When using the front side for "physics" and the reverse side for "chemistry"

Front Side

解答科目 Subject		
物理 Physics	化学 Chemistry	生物 Biology
<input checked="" type="radio"/>	<input type="radio"/>	<input type="radio"/>

この解答用紙のこの面に解答する科目を、1つ○で囲み、その下のマーク欄をマークしてください。
Circle the name of the subject of the examination you are taking on this side of the sheet, and fill in the oval under it.

(裏面でもう1つの科目を解答してください。)
(Use the reverse side for the other subject.)

Reverse Side

解答科目 Subject		
物理 Physics	化学 Chemistry	生物 Biology
<input type="radio"/>	<input checked="" type="radio"/>	<input type="radio"/>

この解答用紙のこの面に解答する科目を、1つ○で囲み、その下のマーク欄をマークしてください。
Circle the name of the subject of the examination you are taking on this side of the sheet, and fill in the oval under it.

[Incorrect Example] When selecting physics and chemistry

Front Side

2つマークしている
Double Marks

解答科目 Subject		
物理 Physics	化学 Chemistry	生物 Biology
<input checked="" type="radio"/>	<input checked="" type="radio"/>	<input type="radio"/>

この解答用紙のこの面に解答する科目を、1つ○で囲み、その下のマーク欄をマークしてください。
Circle the name of the subject of the examination you are taking on this side of the sheet, and fill in the oval under it.

(裏面でもう1つの科目を解答してください。)
(Use the reverse side for the other subject.)

Reverse Side

マークしていない
No Mark

解答科目 Subject		
物理 Physics	化学 Chemistry	生物 Biology
<input type="radio"/>	<input type="radio"/>	<input type="radio"/>

この解答用紙のこの面に解答する科目を、1つ○で囲み、その下のマーク欄をマークしてください。
Circle the name of the subject of the examination you are taking on this side of the sheet, and fill in the oval under it.

*** Even if you fill in the oval under the name of subject on the front side of the answer sheet, if you forget to fill in the same part on the reverse side, both the front and reverse answers will not be scored.**

- One of the row numbers **1** , **2** , **3** , ... is provided for each question in the question booklets. These numbers are also printed on the answer sheets, so blacken the appropriate answer choice (① to ⑨) in the answer row with the same row number given in the corresponding question.
- The answer sheet has answer rows numbered from **1** to **75** , but you may not need to use all of them. Use only the answer rows needed to answer all questions, and leave the remaining answer rows blank.
- Every answer row has 9 choices (① to ⑨), but the actual number of choices provided in some questions may be less. In such cases, ignore the unused choices in the answer row.

[Exercise]

Q. What is the speed of sound in seawater? From ① to ⑤ below, choose the best answer.

- ① 30 ② 150 ③ 300 ④ 1500 ⑤ 15000

12 m/s

Row number

[Answer Sheet]

12	①	②	③	●	⑤	⑥	⑦	⑧	⑨
----	---	---	---	---	---	---	---	---	---

Since the choices for question 12 are from ① to ⑤, the choices from ⑥ to ⑨ should not be used.

(6) How to Answer for Japan and the World

- One of the row numbers 1, 2, 3, ... is provided for each question in the question booklets. These numbers are also printed on the answer sheets, so blacken the one appropriate answer choice (① to ④) in the answer row with the same row number given in the corresponding question.
- The answer sheet has answer rows numbered from 1 to 60, but you may not need to use all of them. Use only the answer rows needed to completely answer the questions, and leave the remaining answer rows blank.

(7) How to Answer for Mathematics

- Mathematics consists of "Course 1" and "Course 2". There is one booklet for mathematics. Select at the examination either "Course 1" or "Course 2" on the examination day.
- At the top of the middle of the answer sheet there is a space to select the course you will answer. Circle the name of the corresponding course and blacken the oval under it. **If you do not blacken the selected course, your answers will not be scored.**

[Correct Example] When "Course 2" is selected for mathematics

Front Side

解答コース Course	
コース 1 Course 1	コース 2 Course 2
○	●

この解答用紙に解答するコースを、1つ○で囲み、その下のマーク欄をマークしてください。
Circle the name of the course you are taking and fill in the oval under it.

[Incorrect Example]

マークしていない No Mark

解答コース Course	
コース 1 Course 1	コース 2 Course 2
○	○

この解答用紙に解答するコースを、1つ○で囲み、その下のマーク欄をマークしてください。
Circle the name of the course you are taking and fill in the oval under it.

2つマークしている Double Marks

解答コース Course	
コース 1 Course 1	コース 2 Course 2
●	●

この解答用紙に解答するコースを、1つ○で囲み、その下のマーク欄をマークしてください。
Circle the name of the course you are taking and fill in the oval under it.

- Be careful because choices for the mathematics questions begin with ⊖ (a minus sign (-)), ①, ②... while choices for other subjects begin with ①.
- The questions use letters (A, B, C ...) as answer keys. The answer sheets are also printed with these keys, so blacken the appropriate numeral (from 0 to 9) or minus sign (-) for each key corresponding to the same key in the questions.

- e. The answer sheet has rows lettered from **A** to **Z**, but you may not need to use all of them. Use only the answer rows needed to completely answer the questions, and leave the remaining answer rows blank.
- f. In mathematics, there are two types of questions. In one type, you substitute a numeral or a minus sign for each answer key (letter); in the other type, you select the appropriate answer from several choices.
- g. For questions where the answer requires a number or the minus sign (−), since each of the denotation letters corresponds to a number from 0 to 9 or the minus sign (−), blacken the answer in the space specified.

[Exercise]

When answering $\frac{\boxed{D} \sqrt{\boxed{E}}}{\boxed{FG}}$ equals $\frac{-\sqrt{3}}{14}$, blacken the spaces as follows



[Answer Sheet]

D	●	⊖	①	②	③	④	⑤	⑥	⑦	⑧	⑨
E	⊖	①	②	●	④	⑤	⑥	⑦	⑧	⑨	
F	⊖	①	●	②	③	④	⑤	⑥	⑦	⑧	⑨
G	⊖	①	②	③	●	⑤	⑥	⑦	⑧	⑨	

- h. The actual number of choices given for some multiple choice questions may be less than the number of choices printed on the answer sheet. In such cases, ignore the unused choices in the answer row.

[Exercise]

Q. For $a = 2^{35}$, $b = 3^{21}$, $c = 3 \cdot 10^7$ it holds that \boxed{H} .

① $a < b < c$ ② $a < c < b$ ③ $b < a < c$
 ④ $b < c < a$ ⑤ $c < a < b$ ⑥ $c < b < a$



[Answer Sheet]

Answer within this range.

H	⊖	①	②	●	④	⑤	⑥	⑦	⑧	⑨
----------	---	---	---	---	---	---	---	---	---	---

Since the choices for question \boxed{H} are from ① to ⑤, do not use the minus sign ⊖ or the choices from ⑥ to ⑨.

11. Reservation Program for Monbukagakusho Honors Scholarship for Privately-Financed International Students

JASSO offers Monbukagakusho Honors Scholarship for Privately-Financed International Students who attend a university or other institution of higher education in Japan. JASSO sponsors a reservation program for privately financed international students who achieve a superior score on EJU, and enroll as regular students in a university undergraduate school, a junior college, college of technology (3rd grade or upper), or a professional training college in Japan.

For more information on the reservation program, refer to the following JASSO website.

Reservation Program for Monbukagakusho Honors Scholarship for Privately-Financed International Students
https://www.jasso.go.jp/en/ryugaku/scholarship_j/shoreihi/yoyaku_eju/index.html

(1) Eligibility

Applicants taking the EJU 1st session in June 2024 or 2nd session in Nov. 2024 by any of the following eight subject test combinations, and enrolling as regular students (excluding research students, trainees, non-degree students, auditing students, etc.) in a university undergraduate school, a junior college, a college of technology (3rd grade or upper), or a professional training college in Japan between the period indicated in **(5) Enrollment Period and Duration of Scholarship**.

[Eight EJU subject test combinations]

- [1] Japanese as a Foreign Language only
- [2] Japanese as a Foreign Language and Mathematics (Course 1 or 2)
- [3] Japanese as a Foreign Language, Mathematics (Course 1 or 2) and Science
- [4] Japanese as a Foreign Language, Mathematics (Course 1 or 2) and Japan & the World
- [5] Japanese as a Foreign Language and Science
- [6] Japanese as a Foreign Language and Japan & the World
- [7] Mathematics (Course 1 or 2) and Science
- [8] Mathematics (Course 1 or 2) and Japan & the World

Those taking the English version of Mathematics (Course 1 or 2), Science, or Japan & the World tests are also eligible to apply.

Note 1: Those enrolling in a graduate school is not eligible.

Note 2: If a particular subject test combination is taken by a very small number of examinees, there may be cases when no reservation holders will be selected from that group.

Note 3: Applicants will be considered for selection on the basis of the subjects they indicated upon their EJU application, regardless of whether they took those subject tests or not.

(2) Scholarship Monthly Stipend

JPY 48,000 (The amount is subject to change each academic year.)

(3) Selection

Among applicants for the scholarship, those who achieved good score for each subject test combination indicated in **(1) Eligibility** will be selected as reservation holders for the scholarship.

(4) Application Procedure

In order to apply for this reservation program, examinees need to select “Apply for the Reservation Program” in the appropriate column when applying on EJU Online.

(5) Enrollment Period and Duration of Scholarship

Duration of Scholarship depends upon the enrollment period.

* Failure to enroll during the following enrollment periods will disqualify students from reception of benefits.

EJU	Enrollment Period	Duration of Scholarship
EJU 1st session in June 2024	2024/5~2024/10	2024/10~2025/3
	2024/11~2025/4	2025/4~2026/3
EJU 2nd session in Nov. 2024	2024/11~2025/4	2025/4~2026/3
	2025/5~2025/10	2025/10~2026/3

(6) Notification of the Selection Results

Applicants selected as reservation holders will be able to download Reservation Notice for Monbukagakusho Honors Scholarship for Privately-Financed International Students (hereinafter Reservation Notice) from “My Page” on EJU Online. Reservation Notice can be downloaded from the end of August for the 1st session and the end of January for the 2nd session. Please refer to **8.Score Notification to Examinees** about EJU Online.

Their examination registration numbers can be confirmed on the JASSO website regarding this Reservation Program.

(7) Scholarship Application

In order to receive scholarship, reservation holders need to notify JASSO about school they will enroll in and submit the copy of their Reservation Notice to their school. They will be recommended by school if you meet (9) Scholarship Recipient Requirements and approved as scholarship recipients by JASSO.

(8) Cancellation of Entitlement

Scholarship reservation will be cancelled if any of the following circumstances occurs.

- a. The reservation holders include false information or faults due to gross negligence in the application documents.
- b. The reservation holders fail to enroll in a university undergraduate school, a junior college, college of technology (3rd grade or upper), or a professional training college in Japan during enrollment periods indicated in **(5) Enrollment Period and Duration of Scholarship**.
- c. The reservation holders become disqualified in any other aspect.

(9) Scholarship Recipient Requirements (as of December 2023)

To receive scholarship, a reservation holder must meet all of the following requirements.

- a. The student must have the status of residence of “Student” as defined in Appendix 1 to the Immigration Control and Refugee Recognition Act (Cabinet Order No. 319 of October 4, 1951), and may not be a Japanese Government (Monbukagakusho: MEXT) Scholarship Student or a foreign state-sponsored student as defined in the Guidelines for Implementation of the Japanese Government (MEXT) Scholarship (Program) (established by the Minister of Education on March 31, 1954).
- b. The student must be enrolled as a regular student at a university undergraduate school, a junior college, a college of technology (3rd grade or upper), or a professional training college in Japan.
- c. The student must meet the grade point average and language skills required for the scholarship awarding year.
- d. The student must have intention to cooperate to the survey of academic and career status conducted by JASSO.
- e. The allowance sent from the student’s private funding source may not exceed, on average, JPY90,000 per month (excluding admission and tuition fees).
- f. The annual income of a student’s supporter residing in Japan may not exceed JPY5,000,000.
- g. The student who does not receive scholarships from another organization that does not allow its recipient to hold Monbukagakusho Honors Scholarship for Privately-Financed International Students.
- h. The student who does not receive Student Exchange Support Program (Scholarship for Short-term Study in Japan), etc. by JASSO.
- i. The student should report to the international student affairs office at school once a month, in order to confirm the official record of attendance.

(10) Termination of Disbursements under the Reservation Program

Scholarship payments may be terminated after enrollment if any of the following situations occurs and the President of JASSO deems that termination is necessary.

- a. The student no longer fulfills all of requirements a. to h. in **(9) Scholarship Recipient Requirements**.
- b. The student’s status of residence changes to a status other than “Student.”
- c. The student transfers to another school or withdraws from school.
- d. The student’s school reports that the student’s academic standing, etc. is extremely poor.
- e. The student is determined to have provided false information in the submitted documents, etc.
- f. The student is suspended or expelled from school, or is subjected to other punishments by the school.
- g. The student fails to meet scholarship requirements/eligibility in any other situation.

(11) Other

Reservation holders who enroll as regular students at an institution that does not use EJU scores in its admission process remain eligible to request for their scholarship as long as they enroll in a university undergraduate school, a junior college, a college of technology (3rd grade or upper), or a professional training college in Japan.

<Reference> Past EJU Questions

Books containing the questions that appeared in past examinations are sold at the Japanese language studies corner of major bookstores throughout Japan. The name of books are as follows.

20XXnendo nihonryugakushiken (daiXkai) shikenmondai chokai chodokkai mondai CD tsuki
(¥1,800+tax)

Publisher

Bonjinsha Co., Ltd. (<https://www.bonjinsha.com>) * Japanese version only
Hirakawacho Front Bld., 1-3-13 Hirakawacho, Chiyoda-ku, Tokyo 102-0093
Tel: 03-3263-3959

Also, some of the past examination questions are published on our website.

Past Exam Questions

https://www.jasso.go.jp/en/ryugaku/eju/examinee/pastpaper_sample/index.html

<FAQ>

<p>I want to take the examination overseas.</p>	<p>The EJU is also offered at overseas locations. For details, please access the following website.</p> <p><Applications for EJU Administered outside Japan> https://www.jasso.go.jp/en/ryugaku/eju/examinee/procedure/application.html</p>
<p>I am scheduled to move, or have completed my move.</p>	<p>Examination vouchers will be sent to the address registered at the time of application. Please register an address where postal mailings will be reliably received. Because no changes may be made in your address or other details after the application deadline, if a move has been completed, please submit a “Tenkyo-Todoke(notification of move)” to the post office. “Tenkyo-Todoke” requests may be submitted at post office counters or through the website of Japan Post (e-Tenkyo https://www.post.japanpost.jp/service/tenkyo/).</p>
<p>Although I live overseas, may I take the examination in Japan?</p>	<p>Yes. However, because examination vouchers may only be mailed domestically in Japan, you need to arrange for reception of your voucher by a representative or friend who lives in Japan.</p>
<p>My examination voucher contains errors in the recorded information.</p>	<p>Please use the examination voucher which has been sent to you to take the tests on the examination date. Request your revisions from the “Exam Voucher Revision” page on your EJU Online My Page after the examination is over. (A handling fee of ¥2,000 (including tax) will be charged for such revisions.) Refer to page 12 for application methods.</p>
<p>My examination voucher has not arrived.</p>	<p>Please refer to page 12.</p>
<p>I lost my examination voucher before the test.</p>	
<p>I lost my examination voucher after taking the examination.</p>	<p>Examination vouchers may be reissued after the examination is given. Please confirm the request methods on the EJU website * Charges will occur (¥2,000 (including tax) per voucher). <Reissuing of Examination Voucher> https://www.jasso.go.jp/en/ryugaku/eju/examinee/reissue/index.html</p>
<p>I have been injured in an accident, etc.</p>	<p>Immediately telephone the JASSO Testing Division (03-6407-7457) and complete the required request materials.</p>
<p>My score report has not arrived.</p>	<p>Score reports and score certifications have been discontinued. Please see page 20 for the new score confirmation procedures.</p>