



2025 年度 日本留学試験 (EJU) 第 1 回

受験案内【国外受験用】

2025 EJU 1st Session Bulletin

- Examination for Japanese University Admission for International Students -

[Applications for EJU Administered outside Japan]

- 試験 日： 2025 年 6 月 15 日 (日)
- Examination Date: June 15 (Sunday), 2025
- 出 願 期 間： 2025 年 2 月 10 日 (月) から 3 月 6 日 (木) まで
- Application Period: From February 10 (Monday) to March 6 (Thursday), 2025
- 成績の公表： 2025 年 7 月 23 日 (水) 日本時間 10 時 (JST) ※予定
- Notification of the Results: July 23 (Wednesday), 2025, 10:00(JST) *tentative

この受験案内には、願書を出してから成績が公表されるまでの手続きや、大切な注意事項が書いてあります。**出願の前に必ずすべてのページを、最後までよく読んでください。**

この受験案内は 2026 年 3 月まで大切に保管してください。

This bulletin contains procedure throughout application, testing, and score notification and fundamental information.

Please read this bulletin carefully and completely before beginning your application.
Please carefully keep this bulletin until March 2026.

Instructions for the 2025EJU 1st Session [For Overseas Applicants]

- Examination for Japanese University Admission for International Students -

1. Details of the EJU

(1) Aims

This examination is used to evaluate the Japanese language proficiency and basic academic abilities of international students who wish to study at the undergraduate level at universities or other such higher educational institutions in Japan.

(2) Examination Subjects

According to the requirements of the university they want to enter and the course of study they want to pursue, the examinees select the examination subject from the following table. Examinees may not choose to take both the Science and the Japan and the World.

Subject	Purpose	Length	Score Range
Japanese as a Foreign Language	Measurement of the Japanese language skills (academic Japanese) required for studying at Japanese universities.	125 minutes	Reading comprehension, listening and listening-reading comprehension 0-400
			Writing 0-50
Science	Measurement of the basic academic skills in science (Physics, Chemistry, and Biology) necessary for studying in a science department of a Japanese universities.	80 minutes	0-200
Japan and the World	Measurement of the basic academic skills in liberal arts, particularly thinking and logical abilities, necessary for studying at Japanese universities.	80 minutes	0-200
Mathematics	Measurement of the basic academic skills in mathematics necessary for studying at Japanese universities.	80 minutes	0-200

The score range mentioned above, excluding the writing of Japanese as a Foreign Language, will not be given in the form of the raw score but on a common scale. The writing will be scored based on the standard.

(3) The Structure and Evaluation of Japanese as a Foreign Language

- a. Structure: The test in Japanese as a Foreign Language consists of writing, reading comprehension, and listening and listening-reading comprehension.
- b. Order and Time: The order of the examinations is writing (30 minutes), reading comprehension (40 minutes), listening-reading comprehension, and listening comprehension (about 55 minutes including listening-reading comprehension and listening comprehension).
- c. Score range: The score range 0-400 totaling reading 0-200, and listening comprehension and listening-reading comprehension 0-200, and the score range 0-50 for writing will be indicated.

(4) The Structure of Science

In the science area, according to the requirements of the university they want to enter and the course of study they want to pursue, **examinees have to select two subjects from physics, chemistry and biology on the examination day**. In case only one subject is selected, your answer for science will not be graded.

(5) The Structure of Mathematics

In the mathematics area, according to the requirements of the university they want to enter and the course of study they want to pursue, **examinees have to select either Course 1 for liberal arts faculties or science faculties where comparatively less mathematics is required, or Course 2 for faculties where higher level mathematics is required on the examination day.**

(6) Subject Test Syllabi

A syllabus for each subject is posted on the JASSO website.

◆EJU Syllabus



(7) Examination Language

The questions will be written in Japanese or English. (The examination of Japanese as a Foreign Language will be written only in Japanese.) The Japanese and English question booklets will be separated. According to the requirements of the university they want to enter and the course of study they want to pursue, **the examinees need to select the language in the application.**

(8) Answering Method

For Japanese as a Foreign Language, the answering methods are multiple-choice (mark-sheet) and writing (examinees are to actually write Japanese sentences.). For mathematics, science, Japan and the World, the method is the mark-sheet.

2. University Requirements on Subject Test Selection

EJU scores earned over the past two years (results from a maximum of four sessions) remain valid. Please be aware that Japanese university requirements of examination subjects and languages regarding EJU vary according to each institution. While some universities (or some departments/courses) require international students to take designated subject of the examination, other universities (or departments/courses) do not require students to take the examination. Also, some universities accept only the results of the 1st session (June), while others accept only the results of the 2nd session (November). They may designate the specific years and the number of exams that may be used when submitting applications. Therefore, **before submitting your examination application, make sure you contact the university to which you will apply and ask about their latest requirements.**

The list of schools offering "Pre-arrival Admission" using EJU (SAMPLE) is placed at the end of this book. (The "Pre-arrival Admission" is a system to secure admission to the higher educational institutions in Japan without having to go to Japan for the exam.) Some of schools publish their acceptance level or minimum required scores. Please browse the JASSO website for details. In addition, the list of Japanese universities that use EJU scores for the selection of enrollees is posted on the JASSO website. Please refer to it for selecting your school.

◆Acceptance Level or Minimum required scores of EJU



◆List of Schools Using EJU



3. Examination Schedule

(1) Application Period:

From Monday , February 10 to Thursday, March 6, 2025

- ◇ Applications will not be accepted after the day of deadline.
- ◇ Ask about the method of payment to the application office.

(2) Examination Date:

Sunday, June 15, 2025

- ◇ Notification of the examination venue will be given when the examination voucher is issued.
- ◇ For the examination time, refer to " 6. Examination Time".

(3) Notification of the Results:

Wednesday, July 23, 2025, 10:00 (JST) *tentative

- ◇ Notification of the scores to the examinees.
- ◇ It is possible to check the scores EJU Online on July 23 10:00 (JST).(see page 46-49)
- ◇ Your application for the university will allow the university to directly contact JASSO to check your score.
- ◇ Score inquiries by telephone, e-mail, etc. will not be accepted at all.

Entrance examination of each university or Application to university offering pre-arrival admission.
Please note that the EJU application alone does not serve as a university admission application.

4. Testing Accommodation for Examinees with Disabilities

If you need testing accommodation to take the examination, please contact '17.Application offices' and request instructions on how to apply for testing accommodations before submitting your application: March 6.

- (1) As a general rule, you have to prepare an evidence such as a doctor's diagnosis proving the necessity of testing accommodation due to an illness, injury or disorder etc..

You have to apply for testing accommodations for the use of hearing aids.

- (2) You should also apply testing accommodation if you wish to do something that is not permitted during examination period, refer to "10. Cautions Regarding the Examination".

When you happen to require testing accommodation due to an unexpected accident or sickness after submitting the EJU application, please contact us immediately. However we may not be able to respond to your requirements depending on the circumstances of examination site or other conditions.

Please look at our website which gives you the information regarding the testing accommodation which have been provided in the past and other details.

◆EJU Outline of Results



◆For EJU Examinees with Physical Disability



5. Application Procedures

(1) How to Fill in the Application Form

Fill in the required spaces as designated in the section "How to Fill in the Application Form" on page 60-61.

(2) Submission of the Application Form

a. Required Documents:

- **Application Form** (Four pages. Fill in all the required information.)
- **3 photographs of the face (4cm in length and 3cm in width)**
(Stick them to the three designated frame on the application form with glue.)
 - *Please submit a passport-style portrait photo (head and shoulders) without background.
 - *Please confirm on the last page "Instructions for your Photograph" carefully.
- **Examination fee and postage for Examination voucher. See item (3)**

b. Submission Method: Submit those Required Documents to the application office listed on page 53-54.

NOTE: After the application form has been submitted, the information written on the form such as examination subjects, examination language, examination site etc. cannot be changed.

(3) Examination fee, and postage for Examination Voucher

	[Examination Fee]	[Postage]
Hong Kong (1 subject)	HKD 500	actual expense
(2 or 3 subjects)	HKD 950	actual expense
India	INR 1,300	INR 50
Indonesia	IDR 110,000	IDR 12,000
Malaysia	MYR 90	actual expense
Mongolia	MNT 50,000	none
Myanmar	USD 20	none
Philippines	PHP 750	actual expense
Republic of Korea (1 subject)	KRW 50,000	KRW 3,530
(2 or 3 subjects)	KRW 80,000	KRW 3,530
Singapore	SGD 65	SGD 1
Sri Lanka	LKR 1,850	none
Taiwan (1 subject)	NTD 1,500	NTD 45
(2 or 3 subject)	NTD 2,000	NTD 45
Thailand	THB 400	THB 37
Vietnam (Hanoi)	VND 275,000	None
Vietnam (Ho Chi Minh City)	VND 275,000	VND 15,000

* Refund of the examination fee will not be accepted.

Even if you do not take the exam due to illness or any other reasons.

6. Examination Time

Subject <answering time>	Examination Time (including other timing such as distribution of examination booklets and answer sheets)				
	Myanmar	Republic of Korea	India Sri Lanka	Hong Kong, Malaysia, Mongolia, Philippines, Singapore and Taiwan	Indonesia Thailand Vietnam
Japanese as a Foreign Language <125 min.>	10:00~12:30	9:30~12:00	9:00~11:30	8:30~11:00	8:00~10:30
Science <80 min.> Japan & the World <80 min.>	14:00~15:30	13:30~15:00	13:00~14:30	12:30~14:00	11:00~12:30
Mathematics <80 min.>	16:10~17:40	15:40~17:10	15:10~16:40	14:40~16:10	14:00~15:30

*Local time

7. Tardiness Limits

Tardy examinees will not be allowed to enter the examination room after the times listed below.

Subject	Tardiness Cutoff Time				
	Myanmar	Republic of Korea	India Sri Lanka	Hong Kong, Malaysia, Mongolia, Philippines, Singapore and Taiwan	Indonesia Thailand Vietnam
Japanese as a Foreign Language	10:10	9:40	9:10	8:40	8:10
Science Japan & the World	14:20	13:50	13:20	12:50	11:20
Mathematics	16:30	16:00	15:30	15:00	14:20

*Local time

8. Examination Vouchers

- (1) Examination vouchers will be sent to the address that you wrote on the "Label for sending notification of results" or delivered at the application office.
- (2) If you do not receive your voucher, contact the application office.
- (3) Even if the voucher contains any errors in your personal information (your name, sex, date of birth, or country/region), please take the examination using the voucher as is. **After the examination ends**, inform the proctor regarding the error by the end of the examination day.

If you fail to do so, your score and information to be notified to universities, etc. will contain the same error.

Examination Voucher (Sample)

2025年 第1回 日本留学試験 (EJU)

顔写真
Photo
(4cm×3cm)

D 受験票
Examination Voucher

受験番号
Examination Registration No. 51*0201*310001

受験科目
Subject(s)
日本語 Japanese as a Foreign Language
理科 Science
総合科目 Japan and the World
数学 Mathematics

出題言語 (理科・総合科目・数学)
Examination Language (for Science, J&W, Math)
日本語 in Japanese
英語 in English

氏名 Name
Spell out your name in alphabetical block letters as written in official documents, such as passport.
S I POLAN

漢字 Chinese Characters
年 Year 月 Month 日 Day
20050530

性別 Sex
男 Male
女 Female

For India, Korea, Taiwan and Mongolia*

2000年度 日本留学試験 (EJU) 受験票
EJU Examination Voucher

顔写真

試験日 Date of Exam: 2000年 0月 0日 (日)

試験会場開門時間 Exam Venue Opening Time: 午前9時

受験番号 Examination Registration No. 00*0106*310000

受験科目 (言語)・試験時間 Subject (Language)/Time
日本語 Japanese as a Foreign Language 9:30~12:00
理科 (日本語) 13:30~15:00
..... (in Japanese)

受験地 Site 試験会場 Venue 試験室 Room
東京 駒場大学 1号館 103教室

名前 Name 性別 Sex 生年月日 Date of Birth 国・地域 Country/Region
KIM YOUNGSOOK 女 1992/4/5 韓国

この受験票には、何も書かないでください。試験を受けるときは、監督者にこの受験票がよく見えるように、つくえの上にいつも置いてください。
また、試験が終わったら、必ずこれを持ち帰ってください。 Do not write anything on this voucher. When taking the exam, please ensure that this voucher is always placed on the desk where the proctor can clearly see it. Also, be sure to take it with you when the exam is finished.

*Countries/Regions with online application. Subject to change.

9. Venue

A map of the venue and other information will be sent with the examination voucher.

Cautions:

- Until the examination day, please make sure the route to the examination venue, public transportation departure/arrival times, and other travel details so that you can arrive on time. Please note that you cannot enter the venue building prior to the examination day.
- If you fail to arrive on time, you will not be permitted to take the examination.
- The application office will answer to the inquiries how to get the venue.
- Persons other than EJU staff and examinees are not permitted to enter the venue building during the examination.
- Please obey instructions given by the examination staff and follow the usage rule of examination site.
If you disobey and your action is regarded as one of the prohibited behaviors (refer to P.35-36), you may be asked to retire from the examination.
- If public transportation becomes unavailable due to an accident, strike, etc. on the examination day, please promptly contact the application office.

10. Cautions Regarding the Examination

If you want to do something not permitted under this section, apply for testing accommodation, refer to "4. Testing Accommodation for Examinees with Disabilities".

(1) Things to Bring on the Examination Day: Make sure you bring the following items.

- a. Examination Voucher (**Do not write anything on the Examination Voucher.**)
- b. Writing Implements (**HB pencils, a plastic eraser, pencil sharpeners**)
* Mechanical pencils may not be allowed to use.
- c. Watch (Not allowed for items with functions such as dictionaries, calculators, terminals, etc., or items that are difficult to identify whether such functions that are available or not.)
Note: Cancel the alarm sound setting beforehand.
Note: Make sure you bring your own watch since some of examination rooms may not be equipped with a clock. Do not use a mobile phone or other such device as a watch.
- d. **Identification with photo**
Note: This will be necessary for **identification** when entering the venue.
- e. Lunch (As it is held on a Sunday, restaurants and shops near the examination venue may be closed.)
* You cannot use earplugs since they may disturb you in listening to instructions, etc. of the proctor.
* At some test venues, it is impossible to adjust the room temperature. Therefore examinees are requested to wear temperature-adjustable clothing.

(2) Confirmation of Personal Identity (Important)

On the day of the examination, the personal photo ID and examination vouchers will be used to identify the examinees. Cases when such personal ID is not presented or it otherwise proves impossible to confirm personal identity will be treated as prohibited behavior, and notification of scores will not be made.

(3) Time of Entering the Examination Room

- a. The examination room opens 30 minutes before the start time of the Japanese as a Foreign Language.
- b. Enter the examination room before the start time of each subject.
- c. No one is allowed to enter the examination room 10 minutes after the start time of the Japanese as a Foreign Language, or 20 minutes after the start time of other subject. (See “7. Tardiness Limits”.)

(4) Notes about the Examination Room

- a. Find the seat with the same number as your examination registration number and place your voucher on the desk. You cannot take the examination at a seat with a different number.
- b. Items you are allowed to put on your desk during the examination are as 10. (1) a - c only. Make sure that anything else is kept in your bag.
- c. Eating or drinking is not allowed during the examination. Do not place food or drink on your desk.
- d. **Switch the power to “OFF” for all mobile phones, smartphones or other electronic devices (refer to section 10. (7) b. for details), and place those devices in your bag. Such items may not be kept in the pockets of your clothing.**

Please remember that activating the alarm function on mobile phones or other devices can cause the alarm even if the power is switched off. To avoid this, deactivate the alarm setting and then switch the power to “OFF.”

- e. After the examination begins, no one is allowed to leave the examination room until an announcement is made that “examinees may now leave.” If you need to use the restroom or step outside due to feeling ill before that time, raise your hand. Please remember, however, **that during the audio part of the Listening Comprehension and Listening-Reading Comprehension sections of the Japanese as a Foreign Language test, even if receiving permission to visit the restroom or leave the examination room due to not feeling well, you will not be allowed to return to the room until after those sections have concluded.**
- f. During the Japanese as a Foreign Language test Listening Comprehension and Listening-Reading Comprehension questions, do not ask questions, speak or cause loud noises.
- g. If you cannot properly hear the recorded audio played during the Japanese as a Foreign Language Listening Comprehension and Listening-Reading Comprehension testing due to noise or other reasons, please raise your hand after the recording finishes and inform a staff member of the problem.
- h. This testing cannot be repeated no matter interferences from everyday noises occurring during the test. This includes footstep sounds of staffers walking around the room, conversations required to administer the test, sounds of passing airplanes or automobiles, wind and rain, air conditioning, coughing, sneezing or nose blowing by other examinees in your vicinity, short-term ringing of portable telephones, watches or other devices, noise from nearby buildings or other distractions.
- i. Because your examination voucher is required upon applying to universities or other institutions, keep it safely after the testing is completed.

(5) Answering Method

The answering method is **mark-sheet**. Make sure you **use an HB pencil** to fill in the number for the answer. You cannot use a mechanical pencil or a ball-point pen. Numbers that are filled in too lightly will not be marked.

Examination scores are calculated by totaling the points for all correct answers.

No points will be subtracted for incorrect answers. For more details of the answering method, refer to 13. Answering Method (see pages 38-45).

(6) Your Name and Examination Registration Number on the Answer Sheet

Your name (in the Roman alphabet) and examination registration number will be pre-printed on your answer sheet that will be provided on the examination day. When you are given the answer sheet, first of all, check that the name and examination registration number on the answer sheet are the same as those on your examination voucher. If the name and examination registration number on the answer sheet are obviously not yours, notify the examination staff immediately.

If you write answers on an answer sheet that is not yours or if you correct the name and examination registration number by yourself without notifying the staff, your examination will not be graded.

(7) Prohibited Behaviors

If you behave in the following ways, it will be regarded as prohibited behavior. Accordingly, you will be ordered by the examination staff to leave the examination room, and your answers of the subjects that you took will be invalidated. (Examination fee shall not be refunded.)

- a. **Electronic devices such as a mobile phone, etc. that make sounds or generate the vibration noise during the examination. (They include a wristwatch generating alarm sounds.)**
- b. **Place one of electric devices on your chair or desk, hold it in your hand, wear it on yourself, or use/operate it during the examination.(Even just turning the power on is considered as cheating.)**
Examples of electronic devices; mobile phone, smartphone, PC, PDA (personal data assistant) wearable terminal such as smartwatch, IC recorders, audio players, digital camera, etc. having functions of photographing, video/audio recording or communication, game machines, electronic dictionary, calculator, etc. (It will be regarded as prohibited behavior even if you just put your earphone or headphones round your neck.)
- c. Attempting to have or having someone else take the examination on your behalf. When it cannot be verified that the examinee themselves has taken the examination.
- d. Intentionally write answers on an answer sheet which is not yours, or you exchange your question booklet or answer sheet with another examinee in the examination venue.
- e. You speak with other examinees, give answers to other examinees, receive answers from other examinees, or commit other acts of cheating (looking at a reference book, crib, newspaper, handbill or the answer sheet of another examinee) during the examination.

- f. Attempting to take or took the question booklet or answer sheets out of the examination room during or after the examination. (incl. acts of copying, photographing or audio recording the question booklet or answer sheets.)
- g. Removing or attempting to remove a page or portions of the question booklet.
- h. **Attempting to use of any kinds of memo or paper that you brought to the venue, during the examination.**

This includes writing on your examination voucher which is allowed to put on the desk, its envelope, the examination number seal, the desk, etc.. (Do not write anything even if being unrelated to the exam. Such act will be determined as prohibited behavior.)

- i. Leaving the examination room without permission of the examination staff.
- j. **Opening the question booklet or start to answer before the proctor says, "Please start."**
- k. You don't stop writing on the answer sheet when the proctor says, "Please stop."
- l. **During "Japanese as a Foreign Language" examination, looking at questions of another section or answering to another section, for example responding to "Reading Comprehension" questions during the "Writing" section.**
- m. Before the start of "Japanese as a Foreign Language" test, looking at other questions or answer the actual questions in the "Listening-Reading Comprehension" or "Listening Comprehension" section during the practice exercise.
- n. Leaving the examination room after the end of the examination but before the staff has collected and checked the question booklets and the answer sheets.
- o. Creating disturbance to other examinees.
- p. Attempting to make a false declaration regarding the examination that would give themselves or another examinee an advantage.
- q. Examination staff determines that you failed to follow any of the test administration rule than those listed above or **fail to follow the directions given by the examination staff.**
Committing an act that may undermine the fairness of the examination.

Note: The items which are used for Prohibited Behavior (memo, crib or electric devices etc.) shall be confiscated on the spot and be never returned.

Note: Committing an act as described in (b) during the exam, the staff will check emails and chat history of your smartphone or other electronic device and contents of data folders (images, video, audio, etc.) on the spot and save those records.

Note: Examinee who engage in cheating, such as stealing examination questions or taking examinations by proxy, will be dealt with strictly. If a university or others inquires about your results, he/she will be notified of the details of the cheating. In addition, he/she may be refused to take the examination in the future.

(8) Copyright of examination questions

The examination questions of EJU are confidential information and the copyright of JASSO, and are protected by laws and regulations. You are prohibited to convey a part or all of the examination questions to a third party in whatever form, such as disclosure (e.g. disclosing inappropriately obtained examination questions or providing flash reports on answers), revelation, dictation, transmission, etc. through web site or other means by copying, recording on video tape or audio tape, writing, memorizing (storing), etc. Violation of this rule may result in legal actions. Please be aware that you are also prohibited to memorize and replicate examination questions as well as to watch these contents or divulge them.

(9) About Cheating

Jasso will continue to take strict measures against cheating. In addition, malicious cheating may be reported to the universities you want to attend.

(10) About Problems, etc. that occur during the Examination

The Japan Student Services Organization (JASSO) pledges to do everything in its capacity to ensure that the examination is offered in a proper fashion. However, upon occurrence of events during the exam which interfere with your ability to respond or otherwise threaten to impact your scores, please immediately inform a proctor of those circumstances. Our proctors (or other staffers) will check the details and deal with it. During the Japanese as a Foreign Language test Listening Comprehension and Listening-Reading Comprehension questions, in cases when noises or other occurrences interfere with your ability to adequately hear the audio contents, please raise your hand and immediately inform a staffer of the situation after completion of the Listening Comprehension and Listening-Reading Comprehension audio.

If not satisfied with the actions taken by our staffers at such times, you may directly appeal to the supervisors at each examination site. Please note, however, that the final judgments on such matters will be made by JASSO. Likewise, please be aware that issuing requests only after completion of the examination may prevent you from retaking the tests or benefiting from other relief measures.

11. Notification of the Results

(1) Notification of the Results to Examinees

You can check your score online and download the Score Confirmation Reports by creating “My Page” in EJU Online on July 23, 2025 after 10:00 a.m. Japan time (tentative schedule).

* Score Confirmation Report is for the examinee's own verification of the score and does not prove the result of the examination. (refer to P.46-49)

Paper Score Report is not be issued from FY2025.

◆EJU Online



(2) Score Report to Universities (*)

Universities and others will be notified of examinees' scores as follows.

- a. When applying to a university, write your examination registration number, name in the Roman alphabet, date of birth, and other required information on the university's application form. If you are planning to take both the 1st session (June) and the 2nd session (November), write only the examination registration number of one session (whichever you prefer) on the university's application form. The scores submitted for respective subjects must be from the same session. Submitting the scores from different sessions for respective subjects e.g. "the score of Japanese as a Foreign Language for the 1st session and the score of Japan and the World for the 2nd session" is not acceptable.
- b. Some universities require students to have examination vouchers when applying, so **make sure you do not lose your voucher** until you have completed the enrollment.
- c. After the examination, the university to which you applied will request JASSO to provide your score.
- d. JASSO will provide the university, etc. with your score and, if you took the Japanese as a Foreign Language test, a copy of your answers for the writing section.

*We will also notify your score to the organization in response to grade inquiries related to the selection of MEXT Scholarships for Malaysian Students and Japan-Taiwan Exchange Association Scholarship students.

*Information on reservation holders to the Reservation Program for the Monbukagakusho Honors Scholarship for Privately-Financed International Students is likewise supplied to EJU Overseas Representatives (Application offices), with the purpose of helping to promote follow-up studies in Japan.

(3) Inquiries on Results

JASSO does not respond to inquiries or doubts raised by examinees concerning the results reported to them. Also, JASSO does not show or return the answer sheets to examinees after the examination.

12. Protection of Personal Information

JASSO will not disclose your personal information (your name, date of birth, country/region, address, photo, scores, answers, etc.) to any third party without your permission, except when reporting your scores to a university as you requested (see “11. Score Report: (3) Score Report to Universities”), or when disclosure is necessary to the administration of the EJU or the international students support projects to be conducted by JASSO or the government. **However, upon inquiries from universities or other institutions regarding the scores of persons who have engaged in removal of examination questions from test sites in the past, proxy test-taking or other malicious prohibited behavior, notification may be made of the details of such prohibited acts.**

13. Answering Method

*For more information on how to answer the questions, see the website.

◆Answering Method



(1) Question Booklet

- a. Do not open the question booklet until instructed to do so.
(If you do, it will be regarded as prohibited behavior.)
- b. **Make sure you do not take the question booklets out of the room after the examination.**
(If you do so, it will be regarded as prohibited behavior.)

(2) Answer Sheet

- a. For Japanese as a Foreign Language, two types of answer sheets (an answer sheet in a writing method and a mark-sheet) will be provided. For mathematics, science, Japan & the World, a mark-sheet will be provided.
- b. Your examination registration number and name (in Roman alphabet) will be pre-printed on your answer sheet from the beginning. When the answer sheet is handed out, first of all, check that the examination registration number and name on the answer sheet are the same as those on your examination voucher.
- c. For Japanese as a Foreign Language, please place a mark-sheet face down on your desk until the reading comprehension section begins. During writing tests, if you fail to keep your mark sheet face down it will be considered prohibited behavior.
- d. Write down all your answers on the answer sheet. Even if you write the answers on the question booklet, they will not be graded.
- e. The answer sheet in the writing method for Japanese will be collected when the writing section is over.
- f. Make sure you do not take out the answer sheets with you after the examination.
(Attempting to take or taking out will be regarded as prohibited behavior.)

(3) Notes about Marking the Mark-sheet

- In the mark-sheet method, select the answer you think is correct from the choices after the questions and fill in completely the corresponding number on the mark-sheet using an HB pencil.
- Make sure you use an HB pencil to fill in the oval of the number for the answer. You cannot use a mechanical pencil or a ball-point pen.
- Numbers that are filled in too lightly or not neatly will not be graded.
- When correcting incorrectly filled in numbers, erase completely using a plastic eraser so that no traces of the pencil remain. Numbers that are not completely erased will not be graded. You must not use things such as white-out in place of an eraser.

(4) How to Answer for Japanese as a Foreign Language

The writing section

- Make sure you use an HB pencil to write the answer. You cannot use a mechanical pencil or a ball-point pen.
- Two themes will be given, select and answer either one. You must circle your selection number of the theme on the answer sheet.

テーマの番号 Theme No.	1	2
---------------------	---	---

- Write the sentence using one square per one character from left to right

[Answer sheet]

人々の生活は、時代とともに変化する。現
代の私たちは

- When correcting, completely erase characters using a plastic eraser so that no traces of the pencil remain. You must not use things such as white-out in place of an eraser.
- When copying pages other than those in the writing sections such as the question booklet cover the score will be zero.

The reading section

- f. Row numbers **1** , **2** , **3** , ... are printed for each question in the question booklets.

These numbers are also printed on the answer sheets, so fill in the one appropriate answer choice (1. to 4.) in the answer row with the same row number given in the corresponding question.

[Exercise]

問 いいことを言った人は、それを聞いた人の記憶について、どう考える傾向がありますか。

14

1. 覚えていなくても仕方ない。
2. 覚えているわけがない。
3. 数日なら覚えているだろう。
4. 覚えているものだ。

[Answer Sheet]

Row number

14	①	②	③	●
-----------	---	---	---	---

The listening-reading section

- g. Listen carefully to the audio recording because you can do so only once.
- h. The listening-reading section consists of questions that require you to look at charts, pictures, or textual information while listening to the audio. Choice numbers are given in the question booklet.
- i. Although there are four choice numbers on the question booklet, but only one is correct. Select the answer you think is correct from the choices and filled in completely the corresponding number on the mark-sheet.

[Exercise]

(Audio recording)

学生がコンピュータの画面を見ながら先生の説明を聞いています。学生は今、画面のどの項目を選ばいいですか。

先生： えー、これから、この大学のコンピュータの使い方について説明します。

今日は、おおまかな説明しかしませんが、もっと詳しいことを知りたい人は、

右上の「利用の仕方」などを見ておいてください。ああ、今じゃなくて。あとで見ておいてください。

今日はまず、利用者の登録をします。では、画面の左下の項目を選んでください。

(Question booklet)

学生がコンピュータの画面を見ながら先生の説明を聞いています。

学生は今、画面のどの項目を選ばいいですか。

谷山大学情報メディアセンター ホームページ			
1	■ お知らせ	■ 利用の仕方	2
3	■ 各種手続き	■ 質問コーナー	4

[Answer Sheet]

練習	①	②	③	④	➡	練習	①	②	●	④
----	---	---	---	---	---	----	---	---	---	---

The listening section

- j. Listen to the audio recording carefully because you can do so only once.
- k. In the listening section, there are no answers printed in the question booklet. Choice numbers are given in the audio recording.
- l. There are four choice numbers in the audio recording, but only one is correct. From these four choices, select the one that you think is correct, and mark the "Correct" column as well as the "Incorrect" column.
- m. **Please note that the entire Japanese as a Foreign Language test ends when the audio recording for the listening section ends.**

[Exercise]

(Audio recording)

女子学生と男子学生が、待ち合わせの場所で話しています。この二人は、これからどうしますか。

女子学生 : あ、お待たせ。山田さんはまだ？

男子学生 : うん。さっき連絡があって、ちょっと遅れるって。

待ってるって言ったんだけど、先に行ってくれて。

女子学生 : でも、山田さん、研究会の場所、知ってるのかなあ？

男子学生 : 大丈夫だよ。先にどうぞって言ったんだから。

女子学生 : そう言ってるのなら、大丈夫ね。

この二人は、これからどうしますか。

1. 山田さんを待ってから行く。
2. 山田さんに先に行ってもらう。
3. 山田さんに連絡をする。
4. 山田さんより先に行く。

[Answer Sheet]

練習	正しい	①	②	③	④
	正しくない	①	②	③	④



練習	正しい	①	②	③	●
	正しくない	●	●	●	④

The correct answer is 4, so mark the answer number 4 in the "Correct" row on the answer sheet. You must also mark the numbers 1, 2, 3 in the "Incorrect" row.

(5) How to Answer for Science

- a. Science consists of "physics", "chemistry" and "biology". There is one booklet for science. Select two subjects from "physics", "chemistry" and "biology" on the examination day.

In case only one subject is selected, your answer for science will not be graded.

- b. The answer sheet for science is double sided, so use each side to answer the questions for only one subject.

- c. On upper center of both sides of the answer sheet there is a column to select the subject you will answer.

Circle the name of the subject and fill in the oval under it.

If the selected subject is not filled in, your answers will not be graded.

[Correct Example] When using the front side for "physics" and the reverse side for "chemistry"

Front Side

解答科目 Subject		
物 理 Physics	化 学 Chemistry	生 物 Biology
<input checked="" type="radio"/>	<input type="radio"/>	<input type="radio"/>

この解答用紙のこの面に解答する科目を、1つ○で囲み、その下のマーク欄をマークしてください。
Circle the name of the subject of the examination you are taking on this side of the sheet, and fill in the oval under it.

(裏面でもう1つの科目を解答してください。)

Reverse Side

解答科目 Subject		
物 理 Physics	化 学 Chemistry	生 物 Biology
<input type="radio"/>	<input checked="" type="radio"/>	<input type="radio"/>

この解答用紙のこの面に解答する科目を、1つ○で囲み、その下のマーク欄をマークしてください。
Circle the name of the subject of the examination you are taking on this side of the sheet, and fill in the oval under it.

[Incorrect Example] When selecting physics and chemistry

Front Side

2つマークしている
Double Marks

解答科目 Subject		
物 理 Physics	化 学 Chemistry	生 物 Biology
<input checked="" type="radio"/>	<input checked="" type="radio"/>	<input type="radio"/>

この解答用紙のこの面に解答する科目を、1つ○で囲み、その下のマーク欄をマークしてください。
Circle the name of the subject of the examination you are taking on this side of the sheet, and fill in the oval under it.

(裏面でもう1つの科目を解答してください。)

Reverse Side

マークしていない
No Mark

解答科目 Subject		
物 理 Physics	化 学 Chemistry	生 物 Biology
<input type="radio"/>	<input type="radio"/>	<input type="radio"/>

この解答用紙のこの面に解答する科目を、1つ○で囲み、その下のマーク欄をマークしてください。
Circle the name of the subject of the examination you are taking on this side of the sheet, and fill in the oval under it.

*** If you fill in the oval under the name of subject on the front side, but forget to fill in the same part on the reverse side, both the front and reverse answers will not be graded.**

- d. Row numbers 1 , 2 , 3 , ... are printed for each question in the question booklets. These numbers are also printed on the answer sheets, so fill in the appropriate answer choice (① to ⑨) in the answer row with the same row number given in the corresponding question.
- e. The answer sheet has answer rows numbered from 1 to 75, but you may not need to use all of them. Use only the answer rows needed to answer all questions, and leave the remaining answer rows blank.
- f. Every answer row has 9 choices (① to ⑨), but the actual number of choices provided in some questions may be less. In such cases, ignore the unused choices in the answer row.

[Exercise]

Q. What is the speed of sound in seawater? From ① to ⑤ below, choose the best answer. 12 m/s

① 30 ② 150 ③ 300 ④ 1500 ⑤ 15000

Row number 12

[Answer Sheet]

12	①	②	③	●	⑤	⑥	⑦	⑧	⑨
-----------	---	---	---	---	---	---	---	---	---

Since the choices for question 12 are from ① to ⑤, the choices from ⑥ to ⑨ should not be used.

(6) How to Answer for Japan and the World

- a. Row numbers 1 , 2 , 3 , ... are printed for each question in the question booklets. These numbers are also printed on the answer sheets, so fill in the one appropriate answer choice (① to ④) in the answer row with the same row number given in the corresponding question.
- b. The answer sheet has answer rows numbered from 1 to 60, but you may not need to use all of them. Use only the answer rows needed to completely answer the questions, and leave the remaining answer rows blank.

(7) How to Answer for Mathematics

- Mathematics consists of "Course 1" and "Course 2". There is one booklet for mathematics. Select either "Course 1" or "Course 2" on the examination day.
- On upper center of the answer sheet there is a column to select the course you will answer. Circle the name of the course and fill in the oval under it. **If you do not fill in the selected course, your answers will not be graded.**

[Correct Example] When "Course 2" is selected for mathematics

Front Side

解答コース Course	
コース 1 Course 1	コース 2 Course 2
○	●

この解答用紙に解答するコースを、1つ○で囲み、その下のマーク欄をマークしてください。
Circle the name of the course you are taking and fill in the oval under it.

[Incorrect Example]

Front Side

マークしていない No Mark

解答コース Course	
コース 1 Course 1	コース 2 Course 2
○	○

この解答用紙に解答するコースを、1つ○で囲み、その下のマーク欄をマークしてください。
Circle the name of the course you are taking and fill in the oval under it.

2つマークしている Double Marks

解答コース Course	
コース 1 Course 1	コース 2 Course 2
●	●

この解答用紙に解答するコースを、1つ○で囲み、その下のマーク欄をマークしてください。
Circle the name of the course you are taking and fill in the oval under it.

- Be careful because choices for the mathematics questions begin with a minus sign (−) while choices for other subjects begin with ①②③...
- The questions use letters (**A**, **B**, **C** ...) as answer keys. The answer sheets are also printed with these keys, so fill in the appropriate numeral (from 0 to 9) or minus sign (−) for each key corresponding to the same key in the questions.
- The answer sheet has rows lettered from **A** to **Z**, but you may not need to use all of them. Use only the answer rows needed to completely answer the questions, and leave the remaining answer rows blank.
- In mathematics, there are two types of questions. In one type, you fill in a numeral or a minus sign for each answer key (letter) ; in the other type, you select the appropriate answer from the choices.
- For questions where the answer requires a number or the minus sign (−), since each of the denotation letters corresponds to a number from 0 to 9 or the minus sign (−), fill in the appropriate numeral (from 0 to 9) or minus sign (−).

[Exercise]

When answering $\frac{\boxed{D} \sqrt{\boxed{E}}}{\boxed{FG}}$ equals $\frac{-\sqrt{3}}{14}$, fill in the numbers as below

[Answer Sheet]

D	●	①	②	③	④	⑤	⑥	⑦	⑧	⑨	
E	⊖	①	②	●	④	⑤	⑥	⑦	⑧	⑨	
F	⊖	①	●	②	③	④	⑤	⑥	⑦	⑧	⑨
G	⊖	①	②	③	●	⑤	⑥	⑦	⑧	⑨	

- h. The actual number of choices given for some multiple choice questions may be less than the number of choices printed on the answer sheet. In such cases, ignore the unused choices in the answer row.

[Exercise]

Q. For $a=2^{35}$, $b=3^{21}$, $c=30^7$ is holds that **H**

- ① $a < b < c$ ① $a < c < b$ ② $b < a < c$
 ③ $b < c < a$ ④ $c < a < b$ ⑤ $c < b < a$

[Answer Sheet]

Answer within this range.

H	⊖	①	②	●	④	⑤	⑥	⑦	⑧	⑨
----------	---	---	---	---	---	---	---	---	---	---

Since the choices for question **H** are from ① to ⑤, the minus sign ⊖ or the choices from ⑥ to ⑨ are not applicable.

14. Past EJU Questions

Books containing the questions that appeared in past examinations are sold at the Japanese language studies corner of major bookstores throughout Japan. They may also be viewed at EJU Overseas Representatives, JASSO Overseas offices (JASSO Japan Educational Information Centers), etc. Please browse our website for details.

Some of the past examination questions are published on our website.

◆EJU Question Booklet (Publication)



◆Past exam questions



15. EJU Online Score Confirmation Procedure

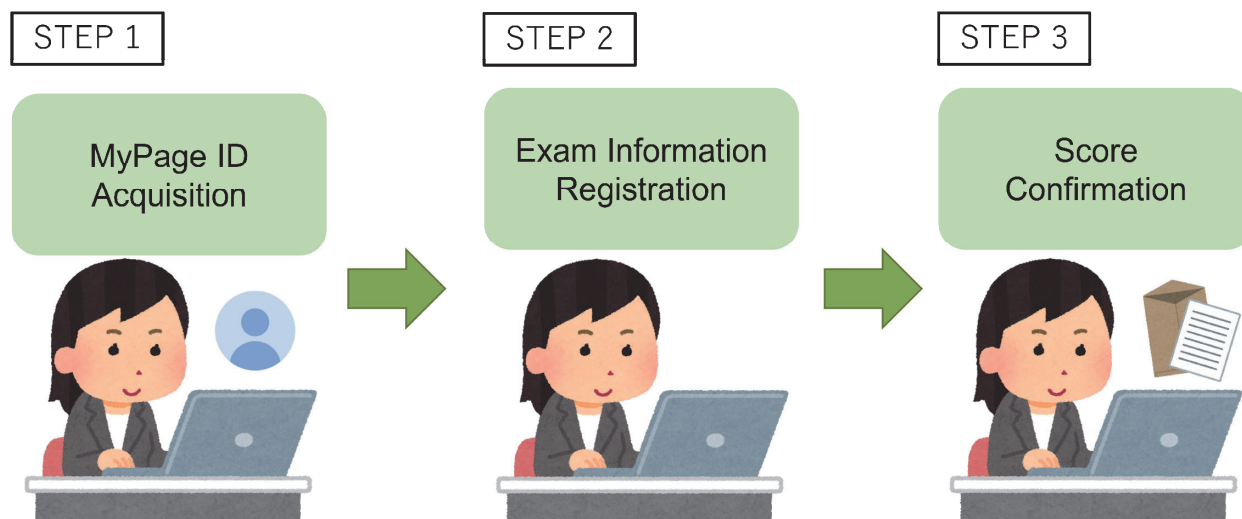
Creating a My Page on the following EJU Online [Score Confirmation Exclusive Page] makes it possible to confirm scores online.

* Paper 'Score Report' is not be issued from FY2025.

* When My Page of [Score Confirmation Exclusive Page] have been created for past examinations, the same ID may be used to access and confirm your scores.

In such cases, there is no need to create a new My Page.

* The screen capture is an image. They may change in the future.



EJU Online offers the following two pages, but please use [Score confirmation page].

[Application/Score confirmation page] is limited for examinees in Japan.

[Score confirmation page]

For examinees in Japan

Use this page.

[Application/Score confirmation page]

For examinees in Japan

This page is not used.

STEP1 How to Obtain Your My Page ID

(You can obtain your My Page ID at any time.)

Access Score Confirmation Exclusive Page.



(PC Screen)

EJUオンライン **成績確認専用ページ/ Score Confirmation Exclusive Page** [よくある質問 \(FAQ\)](#)

ログイン/ Login
日本国内団体（一括登録方式）で出願した方、日本国外で受験した方の成績確認専用ページです。
A score confirmation exclusive page for those who made group application (batch registration format) in Japan, and those who took the exam outside Japan.

● 成績確認専用マイページIDがある人/Person who has "MyPageID" to confirm the score.

マイページID/ MyPageID

パスワード/ Password

ログイン/ Login

※マイページIDを忘れたときは [こちら](#)
Forgotten your "MyPageID"? Click here.

※パスワードを忘れたときは [こちら](#)
Forgotten your password? Click here.

□ 成績確認専用ページのため、このページからは出願できません。
①出願：日本国内受験者
②成績確認：個人出願者及び団体出願者（個人出願集約方式）
①と②は「[EJUオンライン]出願・成績確認ページ」から手続きしてください。

● 成績確認専用マイページIDの取得/Get "MyPageID" to confirm the score.

A マイページIDを取得する前に、まずこちらで手続きの流れを確認してください。
[How to get MyPage ID for score confirmation.](#)
[成績確認の流れをこちらから確認してください。](#)
[Score Confirmation Procedure.](#)

B 成績確認をする方はこちらからマイページIDを取得してください。
Click here to get MyPage ID for score confirmation.

- ・ 団体出願者（一括登録方式）
Group application examinees (batch registration format)
- ・ 国外受験者
Overseas examinees

(Smartphone Screen)

● 成績確認専用マイページIDの取得/Get "MyPageID" to confirm the score.

A マイページIDを取得する前に、まずこちらで手続きの流れを確認してください。
[How to get MyPage ID for score confirmation.](#)
[成績確認の流れをこちらから確認してください。](#)
[Score Confirmation Procedure.](#)

B 成績確認をする方はこちらからマイページIDを取得してください。
Click here to get MyPage ID for score confirmation.

- Click **A** [**How to get MyPage ID for score confirmation.**] and confirm the operation method and other details.
- Click the **B** button and follow the instructions on the screen, enter the required information (name, date of birth, e-mail address, etc.).
- The URL of My Page registration-use will be sent to the e-mail address which is registered. Click on the URL appearing in the e-mail message, and input the registered password. After authentication, your My Page ID registration is completed.
- Your My Page ID will be sent to the registered e-mail address. Use the My Page ID appearing in the e-mail message and the registered password to log on.

STEP2 Exam Information Registration

(You can register 1week prior to the date the score are published.)

- Access to Score Confirmation Exclusive Page.
- Read **C "Score Confirmation Procedure"**. (You can see the detailed guide on the screen.)

EJUオンライン EJU 成績確認専用ページ/ Score Confirmation Exclusive Page [よくある質問 \(FAQ\)](#)

ログイン/Login
日本国内団体（一括登録方式）で出願した方、日本国外で受験した方の成績確認専用ページです。
A score confirmation exclusive page for those who made group application (batch registration format) in Japan, and those who took the exam outside Japan.

● 成績確認専用マイページIDがある人/Person who has "MyPageID" to confirm the score.

マイページID/MyPageID

パスワード/Password

ログイン/Login

※マイページIDを忘れたときはこちら
[Forgotten your "MyPageID"? Click here.](#)

※パスワードを忘れたときはこちら
[Forgotten your password? Click here.](#)

☒ 成績確認専用ページのため、このページからは出願できません。
①出願：日本国内受験者
②成績確認：個人出願者及び団体出願者（個人出願集約方式）
①と②は「[EJUオンライン]出願・成績確認ページ」から手続きしてください。

● 成績確認専用マイページIDの取得/Get "MyPageID" to confirm the score.

マイページIDを取得する前に、まずこちらで手続きの流れを確認してください。
[How to get MyPage ID for score confirmation.](#)
[成績確認の流れをこちらから確認してください。](#)
[Score Confirmation Procedure.](#)

成績確認をする方はこちらからマイページIDを取得してください。
Click here to get MyPage ID for score confirmation.

- 団体出願者（一括登録方式）
Group application examinees (batch registration format)
- 国外受験者
Overseas examinees

EJU Online Score Confirmation Exclusive Page [FAQ](#)

[Home](#) [Exam Information](#) **Exam Info Registration** [Score Confirmation](#)

Exam Info Registration

If you mistype the information 5 times or more, it will be locked. Please try again later.

Examination	※	---Please select---	
Examination Site	※	---Please select---	
Registration Number	※	99*9999*999999	The asterisk (*) is automatically included.
Date of Birth		1990-01-01	
Name		KIM YONGSOOK	
Country/Region		Republic of Korea	

Confirm

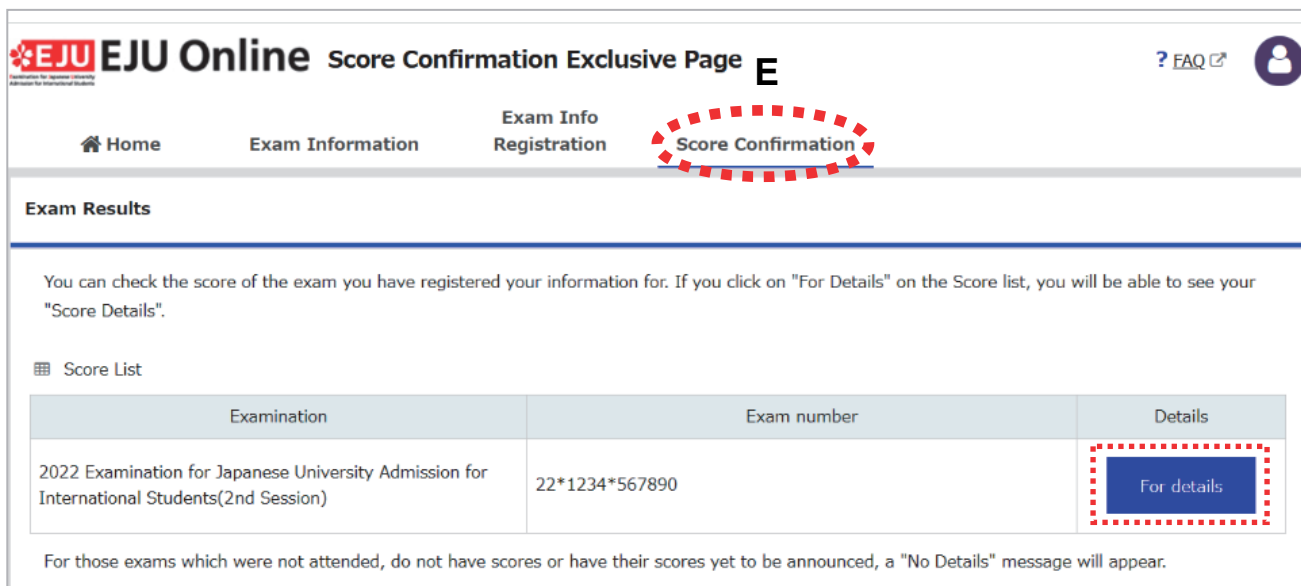
- Select **D "Exam Info Registration"** from the menu and enter the "Examination Name", the "Examination Site", and your "Examination Registration Number" of the exam which you want to confirm the score for.
- If there is an information that matches with the data you have entered, a confirmation screen will be displayed. If there are no errors in the information you have entered, please click on "Register".
- From this time, you will be required to upload the data of the personal photo ID to identify you. More details will be announced by the end of June.

STEP3 Score Confirmation

(You can check the score from 10:00 a.m. Japan time on the day.)

- Log in to your EJU Online Score confirmation exclusive page.
- Click on **E “Score Confirmation”** from the menu.
- A list of examination name which you have taken will be displayed.

Click on “For details” button in the list to display the scores



EJU Online Score Confirmation Exclusive Page **E**

Home Exam Information Registration **Score Confirmation**

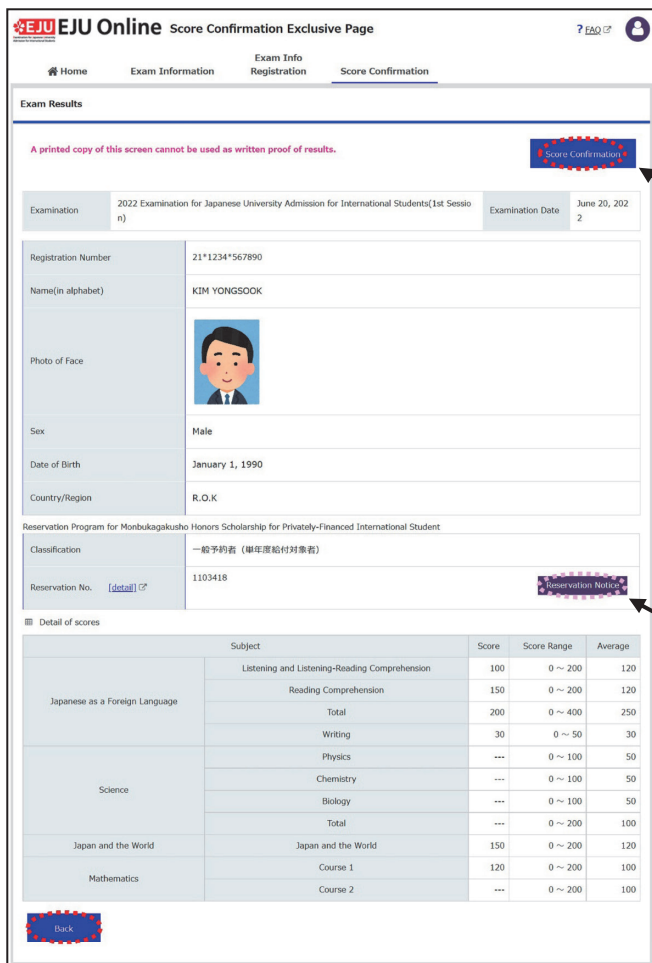
Exam Results

You can check the score of the exam you have registered your information for. If you click on "For Details" on the Score list, you will be able to see your "Score Details".

Score List

Examination	Exam number	Details
2022 Examination for Japanese University Admission for International Students(2nd Session)	22*1234*567890	For details

For those exams which were not attended, do not have scores or have their scores yet to be announced, a "No Details" message will appear.



EJU Online Score Confirmation Exclusive Page

Home Exam Information Registration **Score Confirmation**

Exam Results

A printed copy of this screen cannot be used as written proof of results.

[Score Confirmation](#)

Examination	2022 Examination for Japanese University Admission for International Students(1st Session)	Examination Date	June 20, 2022
Registration Number	21*1234*567890		
Name(in alphabet)	KIM YONGSOOK		
Photo of Face			
Sex	Male		
Date of Birth	January 1, 1990		
Country/Region	R.O.K		

Reservation Program for Monbukagakusho Honors Scholarship for Privately-Financed International Student

Classification	一般予約者 (単年度給付対象者)
Reservation No.	1103418

[Reservation Notice](#)

Detail of scores

Subject	Score	Score Range	Average
Japanese as a Foreign Language	Listening and Listening-Reading Comprehension	100 0 ~ 200	120
	Reading Comprehension	150 0 ~ 200	120
	Total	200 0 ~ 400	250
Science	Writing	30 0 ~ 50	30
	Physics	--- 0 ~ 100	50
	Chemistry	--- 0 ~ 100	50
	Biology	--- 0 ~ 100	50
Japan and the World	Total	--- 0 ~ 200	100
	Japan and the World	150 0 ~ 200	120
Mathematics	Course 1	120 0 ~ 200	100
	Course 2	--- 0 ~ 200	100

[Back](#)

You will be able to download 'Score Confirmation Reports' as PDF.
* 'Score Confirmation Reports' is for the examinee's own verification of the score and does not prove the result of the examination.

Applicants selected as reservation holders will be able to download Reservation Notice for Monbukagakusho Honors Scholarship for Privately-Financed International Students.

16. Reservation Program for Monbukagakusho Honors Scholarship for Privately-Financed International Students

JASSO offers Monbukagakusho Honors Scholarship for Privately-Financed International Students (Hereinafter called JASSO Scholarship) who attend a university or other institution of higher education in Japan. JASSO sponsors a reservation program for privately financed international students who achieve a superior score on EJU, and enroll as regular students in a university undergraduate school, a junior college, college of technology (3rd grade or upper), or a professional training college in Japan.

For more information on the reservation program, refer to the following JASSO website.

◆Reservation Program for Monbukagakusho Honors Scholarship for Privately-Financed International Students
https://www.jasso.go.jp/en/ryugaku/scholarship_j/shoreihi/yoyaku_eju/index.html



(1) Eligibility

Applicants taking the EJU 1st session in June 2025 or 2nd session in Nov. 2025 by any of the following eight subject test combinations, and enrolling as regular students (excluding research students, trainees, non-degree students, auditing students, etc.) in a university undergraduate school, a junior college, a college of technology (3rd grade or upper), or a professional training college in Japan between the period indicated in **(5) Enrollment Period and Duration of Scholarship**.

[Eight EJU subject test combinations]

- [1] Japanese as a Foreign Language only
- [2] Japanese as a Foreign Language and Mathematics (Course 1 or 2)
- [3] Japanese as a Foreign Language, Mathematics (Course 1 or 2) and Science
- [4] Japanese as a Foreign Language, Mathematics (Course 1 or 2) and Japan & the World
- [5] Japanese as a Foreign Language and Science
- [6] Japanese as a Foreign Language and Japan & the World
- [7] Mathematics (Course 1 or 2) and Science
- [8] Mathematics (Course 1 or 2) and Japan & the World

Those taking the English version of Mathematics (Course 1 or 2), Science, or Japan & the World tests are also eligible to apply.

Note 1: Those enrolling in a graduate school is not eligible.

Note 2: If a particular subject test combination is taken by a very small number of examinees, there may be cases when no reservation holders will be selected from that group.

Note 3: Applicants will be considered for selection on the basis of the subjects they indicated on their EJU application form, regardless of whether they took those subject tests or not.

(2) Scholarship Monthly Stipend

JPY 48,000 (The amount is subject to change each academic year.)

(3) Selection

Applicants whose EJU score is in the top rank among candidates will be reservation holders for this scholarship.

a. Applicants with superior score at overseas exam site

Those who achieved superior score for each subject test combination indicated in **(1) Eligibility** at overseas exam site will be selected as reservation holders with qualification for potential extension of scholarship duration.

b. Applicants with good score regardless of the exam site of EJU

Those who achieved good score for each subject test combination indicated in **(1) Eligibility** will be selected as reservation holders for single year scholarship.

(4) Application Procedure

In order to apply for this reservation program, examinees need to mark a circle in the designated box on the EJU application form.

(5) Enrollment Period and Duration of Scholarship

Duration of Scholarship depends on the enrollment period.

a. Reservation holders with qualification for potential extension of scholarship duration

EJU	Enrollment Period	Duration of Scholarship
EJU 1st session in June 2025	2025/5~2025/10	2025/10~2026/3
	2025/11~2026/4	2026/4~2027/3
	2026/5~2026/10	2026/10~2027/3
	2026/11~2027/4	2027/4~2028/3
EJU 2nd session in Nov. 2025	2025/11~2026/4	2026/4~2027/3
	2026/5~2026/10	2026/10~2027/3
	2026/11~2027/4	2027/4~2028/3
	2027/5~2027/10	2027/10~2028/3

*Duration of scholarship may be extended until completing their course of study. For more details, refer to “Extension of duration until completing your course of study for Reservation Program for Monbukagakusho Honors Scholarship for Privately-Financed International Students (PDF)” on JASSO website.

b. Reservation holders for single year scholarship

EJU	Enrollment Period	Duration of Scholarship
EJU 1st session in June 2025	2025/5~2025/10	2025/10~2026/3
	2025/11~2026/4	2026/4~2027/3
EJU 2nd session in Nov. 2025	2025/11~2026/4	2026/4~2027/3
	2026/5~2026/10	2026/10~2027/3

(6) Notification of the Selection Results

Applicants selected as reservation holders will be able to download Reservation Notice for Monbukagakusho Honors Scholarship for Privately-Financed International Students (hereinafter Reservation Notice) from “My Page” on EJU Online. Reservation Notice can be downloaded from the end of August for the 1st session and the end of January for the 2nd session. Please refer to **11.Score Report** about EJU Online.

Their examination registration numbers can be confirmed on JASSO website regarding this Reservation Program.

(7) Scholarship Application

In order to receive scholarship, reservation holders need to notify JASSO about the school they will enroll in and submit the copy of their Reservation Notice to their school. They will be recommended by the school if you meet **(9) Scholarship Recipient Requirements** and approved as scholarship recipients by JASSO.

(8) Cancellation of Entitlement

Scholarship reservation will be cancelled if any of the following circumstances occurs.

- a. The reservation holders include false information or faults due to gross negligence in the application documents.
- b. The reservation holders fail to enroll in a university undergraduate school, a junior college, college of technology (3rd grade or upper), or a professional training college in Japan during enrollment periods indicated in **(5) Enrollment Period and Duration of Scholarship**.
- c. The reservation holders become disqualified in any other aspect.

(9) Scholarship Recipient Requirements (as of December 2024)

To receive scholarship, a reservation holder must meet all of the following requirements.

- a. The student must have the status of residence of “Student” as defined in Appendix 1 to the Immigration Control and Refugee Recognition Act (Cabinet Order No. 319 of October 4, 1951), and may not be a Japanese Government (Monbukagakusho: MEXT) Scholarship Student or a foreign state-sponsored student as defined in the Guidelines for Implementation of the Japanese Government (MEXT) Scholarship (Program) (established by the Minister of Education on March 31, 1954).
- b. The student must be enrolled as a regular student at a university undergraduate school, a junior college, a college of technology (3rd grade or upper), or a professional training college in Japan.
- c. The student must meet the grade point average and language skills required for the scholarship awarding year.
- d. The student must have intention to cooperate to the survey of academic and career status conducted by JASSO.
- e. The allowance sent from the student’s private funding source may not exceed, on average, JPY90,000 per month (excluding admission and tuition fees).
- f. The annual income of a student’s supporter residing in Japan may not exceed JPY5,000,000.
- g. The student who does not receive scholarship from another organization that does not allow its recipient to hold JASSO Scholarship.
- h. The student who does not receive Student Exchange Support Program (Scholarship for Short-term Study in Japan), etc. by JASSO.
- i. The student should report to the international student affairs office at school once a month of the, in order to confirm the official record of attendance.

(10) Termination of Disbursements under the Reservation Program

Scholarship payments may be terminated after enrollment if any of the following situations occurs and the President of JASSO deems that termination is necessary.

- a. The student no longer fulfills all of requirements a. to h. in **(9) Scholarship Recipient Requirements**.
- b. The student’s status of residence changes to a status other than “Student.”
- c. The student transfers to another school or withdraws from school.
- d. The student’s school reports that the student’s academic standing, etc. is extremely poor.
- e. The student is determined to have provided false information in the submitted documents, etc.
- f. The student is suspended or expelled from school, or is subjected to other punishments by the school.
- g. The student fails to meet scholarship requirements/eligibility in any other situation.

(11) Other

Reservation holders who enroll as regular students at an institution that does not use EJU scores in its admission process remain eligible to request for their scholarship as long as they enroll in a university undergraduate school, a junior college, a college of technology (3rd grade or upper), or a professional training college in Japan.

17. 受付窓口（問い合わせ）Application offices(Inquiries)

<p>インド India</p> <p>インド文部省留学生協会（MOSA I） Mombusho Scholars Association of India (MOSAI) 104 (1st Floor), New Delhi House 27, Barakhamba Road New Delhi 110001 TEL: 011-43520326, 011-43520327, 011-43520328 E-mail: mosai.india@gmail.com</p>	<p>インドネシア（ジャカルタ）Indonesia (Jakarta)</p> <p>インドネシア大学 日本研究センター Center for Japanese Studies, Universitas Indonesia Pusat Studi Jepang, Kampus UI Depok, Depok 16424 TEL: 021-786-3547 E-mail: ejuindonesia.jakarta@gmail.com</p>
<p>インドネシア（スラバヤ）Indonesia (Surabaya)</p> <p>国際文化交流センター International Multicultural Center (I'Mc Center) Lotus Regency Ketintang Baru Selatan Street 1A/23 (F7), Surabaya 60235 TEL: 031-829-9052 E-mail: info@imccsub.com</p>	<p>韓国（ソウル）Republic of Korea (Seoul)</p> <p>社団法人 韓日協会 Korean Japanese Association 709 Doosan Bearstel, 381 Gangnam-daero, Seocho-gu, Seoul, 06620 TEL: 02-3452-5999 E-mail: koja@koja.or.kr</p>
<p>韓国（プサン）Republic of Korea (Busan)</p> <p>社団法人 釜山韓日交流センター Center of Korea-Japan Exchange, Busan 10F, 1015, 312, Suyeong-ro, Nam-gu, Busan, 48508, Republic of Korea TEL: 051-610-0900 E-mail: busan@kopan.or.kr</p>	<p>シンガポール Singapore</p> <p>シンガポール日本文化協会 The Japanese Cultural Society, Singapore Midland House, 112 Middle Road 05-00 188970 TEL: 6338-3428 E-mail: culture@jcass.org.sg</p>
<p>スリランカ Sri Lanka</p> <p>スリランカ日本語教育協会(JLEA) Japanese Language Education Association (JLEA) ※JASTECA 傘下(Part of JASTECA) Sri Lanka Japan Cultural Centre No.4, Bala Tampoe Lane, Colombo 3 TEL: 011-2331894 E-mail: jleagen@gmail.com</p>	<p>タイ（バンコク）Thailand (Bangkok)</p> <p>タイ国元日本留学生協会（O J S A T）パホンヨーティン本部 Old Japan Students' Association, Thailand (OJSAT) Head Office Phaholyothin Place Building, room no. 408/65,16th Floor, Phaholyothin Rd., Phayathai, Bangkok 10400 TEL: 02-357-1241-5 E-mail: admin@ojsat.or.th</p>
<p>タイ（チェンマイ）Thailand (Chiang Mai)</p> <p>タイ国元日本留学生協会（O J S A T）北部支部 Old Japan Students' Association, Thailand (OJSAT) Northern Region Office 3/3 Samlan Road, T. Phrasing A.Muang Chiang Mai 50200 TEL: 053-272-331 E-mail: ojsatn@gmail.com</p>	<p>台湾 Taiwan</p> <p>財団法人 語言訓練測驗中心 綜合測驗処第一科 General Testing Department Div.1, The Language Training & Testing Center 170 Xin -Hai Road, Section 2, Taipei 106032 TEL: 02-2365-5050（分機 259） E-mail: eju@lrtc.ntu.edu.tw</p>
<p>フィリピン Philippines</p> <p>デ・ラ・サール大学セントベニール校 アドミッションセンター De La Salle-College of Saint Benilde (Office of Institutional Effectiveness and Research) 2544 Taft Avenue, Manila TEL: 02-8230-5100(ext 1811) E-mail: jasso@benilde.edu.ph</p>	<p>ベトナム（ハノイ）Vietnam (Hanoi)</p> <p>ハノイ貿易大学 日本語学部 Faculty of Japanese, Foreign Trade University R.301, B Building, No. 91, Chua Lang Road, Lang Thuong, Dong Da, Hanoi TEL: 024-3775-4692(EXT566) E-mail: khoatiengnhath@ftu.edu.vn</p>

<u>ベトナム (ホーチミン) Vietnam (Ho Chi Minh City)</u>	<u>香港 Hong Kong</u>
<p>ホーチミン市社会科学人文大学 国際協力部</p> <p>Office of External Relations and Research Affairs, University of Social Sciences & Humanities, Vietnam National University Ho Chi Minh City</p> <p>10-12 Dinh Tien Hoang St., Ben Nghe Ward, District 1, Ho Chi Minh City</p> <p>TEL: 028-38- 22-1910 E-mail: era@hcmussh.edu.vn</p>	<p>香港日本文化協会</p> <p>The Japan Society of Hong Kong</p> <p>Unit No. 207-11, 2/F, Prosperity Millennia Plaza, 663 King's Road, North Point, Hong Kong TEL: 2537- 3797 E-mail: info@japansociety.org.hk</p>
<u>マレーシア Malaysia</u>	<u>ミャンマー Myanmar</u>
<p>マレーシア元留日学生協会 (J A G A M)</p> <p>Japan Graduates' Association of Malaysia (JAGAM)</p> <p>No. 603, Block F, Pusat Dagangan Phileo Damansara 1, Jalan 16/11, Seksyen 16, 46350 Petaling Jaya, Selangor, Malaysia</p> <p>TEL: 03-7955-4312 E-mail: jagamjcb@yahoo.com</p>	<p>ミャンマー元日本留学生協会 (M A J A)</p> <p>Myanmar Association of Japan Alumni (MAJA)</p> <p>No.2B(4), Snow Garden Housing, Thu Mingalar Road, Hnin Si Gone(A) Ward, Thingangyun Township, Yangon, Myanmar. TEL: 09-262602121, 09-428612151, 09-428613848 E-mail: maja.ygn@gmail.com</p>
<u>モンゴル Mongolia</u>	
<p>モンゴル日本語教師会</p> <p>Mongoliin Yapon Helnii Bagsh Nariin Holboo</p> <p>Japan Club, 2nd Floor, The Mongolia-Japan Center, Ulaanbaatar TEL: 011-310879 E-mail: burd202000@yahoo.co.jp</p>	

18. 国・地域コード表 Code numbers of countries/regions

日本留学試験の実施国・地域 Countries/regions where EJU is administered

コード番号			コード番号		
Code Number	国・地域名	Country/Region	Code Number	国・地域名	Country/Region
AS08	インド	India	AS20	フィリピン	Philippines
AS09	インドネシア	Indonesia	AS25	ベトナム	Viet Nam
AS10	韓国	Republic of Korea	AS07	香港	Hong Kong
AS21	シンガポール	Singapore	AS13	マレーシア	Malaysia
AS22	スリランカ	Sri Lanka	AS16	ミャンマー	Myanmar
AS24	タイ	Thailand	AS15	モンゴル	Mongolia
AS23	台湾	Taiwan			

Code Number	国・地域名	Country/Region	Code Number	国・地域名	Country/Region
【アフリカ AFRICA】			AF15	エジプト	Egypt
AF01	アルジェリア	Algeria	AF16	赤道ギニア	Equatorial Guinea
AF02	アンゴラ	Angola	AF17	エリトリア	Eritrea
AF03	ベナン	Benin	AF18	エチオピア	Ethiopia
AF04	ボツワナ	Botswana	AF19	ガボン	Gabon
AF05	ブルキナファソ	Burkina Faso	AF20	ガンビア	Gambia
AF06	ブルンジ	Burundi	AF21	ガーナ	Ghana
AF07	カメルーン	Cameroon	AF22	ギニア	Guinea
AF08	カーボベルデ	Cabo Verde	AF23	ギニアビサウ	Guinea-Bissau
AF09	中央アフリカ	Central African Republic	AF24	ケニア	Kenya
AF10	チャド	Chad	AF25	レソト	Lesotho
AF11	コモロ	Comoros	AF26	リベリア	Liberia
AF12	コンゴ共和国	Congo[Brazzaville]	AF27	リビア	Libya
AF13	コートジボワール	Côte d'Ivoire	AF28	マダガスカル	Madagascar
AF14	ジブチ	Djibouti	AF29	マラウイ	Malawi

Code Number	国・地域名	Country/Region	Code Number	国・地域名	Country/Region
AF30	マリ	Mali	AM25	ホンジュラス	Honduras
AF31	モーリタニア	Mauritania	AM26	ジャマイカ	Jamaica
AF32	モーリシャス	Mauritius	AM27	マルチニーク島	Martinique
AF33	モロッコ	Morocco	AM28	メキシコ	Mexico
AF34	モザンビーク	Mozambique	AM30	ニカラグア	Nicaragua
AF35	ナミビア	Namibia	AM31	パナマ	Panama
AF36	ニジェール	Niger	AM32	パラグアイ	Paraguay
AF37	ナイジェリア	Nigeria	AM33	ペルー	Peru
AF38	ルワンダ	Rwanda	AM34	プエルトリコ	Puerto Rico
AF39	サントメ・プリンシペ	Sao Tome and Principe	AM35	セントクリストファー・ネービス	St. Christopher and Nevis
AF40	セネガル	Senegal	AM36	セントルシア	St. Lucia
AF41	セーシェル	Seychelles	AM37	セントビンセント及びグレナディーン諸島	St. Vincent and the Grenadines
AF42	シエラレオネ	Sierra Leone	AM38	スリナム	Suriname
AF43	ソマリア	Somalia	AM39	トリニダード・トバゴ	Trinidad and Tobago
AF44	南アフリカ	Republic of South Africa	AM40	アメリカ	U.S.A.
AF45	スーダン	Sudan	AM41	ウルグアイ	Uruguay
AF46	エスワティニ	Eswatini			
AF47	タンザニア	Tanzania			

AF48	トーゴ	Togo	AM42	ベネズエラ	Venezuela
AF49	チュニジア	Tunisia	AM43	英領バージン諸島	Virgin Islands, British
AF50	ウガンダ	Uganda	AM44	米領バージン諸島	Virgin Islands, U.S.
AF51	コンゴ民主共和国	Congo[Kinshasa]	【アジア ASIA】		
AF52	ザンビア	Zambia	AS01	アフガニスタン	Afghanistan
AF53	ジンバブエ	Zimbabwe	AS02	バングラデシュ	Bangladesh
AF54	南スーダン	South Sudan	AS03	ブータン	Bhutan
【アメリカ AMERICAS】			AS04	ブルネイ	Brunei
AM01	アンティグア・バーブーダ	Antigua and Barbuda	AS05	カンボジア	Cambodia
AM02	アルゼンチン	Argentina	AS06	中国	China
AM03	バハマ	Bahamas	AS07	香港	Hong Kong
AM04	バルバドス	Barbados	AS08	インド	India
AM05	ベリーズ	Belize	AS09	インドネシア	Indonesia
AM06	バミューダ諸島	Bermuda	AS10	韓国	Republic of Korea (South Korea)
AM07	ボリビア	Bolivia	AS11	ラオス	Laos
AM08	ブラジル	Brazil	AS12	マカオ	Macau
AM09	カナダ	Canada	AS13	マレーシア	Malaysia
AM10	ケイマン諸島	Cayman Islands	AS14	モルディブ	Maldives
AM11	チリ	Chile	AS15	モンゴル	Mongolia
AM12	コロンビア	Colombia	AS16	ミャンマー	Myanmar
AM13	ドミニカ国	Dominica	AS17	ネパール	Nepal
AM14	コスタリカ	Costa Rica	AS18	北朝鮮	Democratic People's Republic of Korea (North Korea)
AM15	キューバ	Cuba	AS19	パキスタン	Pakistan
AM16	ドミニカ共和国	Dominican Republic	AS20	フィリピン	Philippines
AM17	エクアドル	Ecuador	AS21	シンガポール	Singapore
AM18	エルサルバドル	El Salvador	AS22	スリランカ	Sri Lanka
AM19	仏領ギアナ	French Guiana	AS23	台湾	Taiwan
AM20	グレナダ	Grenada	AS24	タイ	Thailand
AM21	グアドループ島	Guadeloupe	AS25	ベトナム	Viet Nam
AM22	グアテマラ	Guatemala	AS26	東ティモール	Timor-Leste
AM23	ガイアナ	Guyana			
AM24	ハイチ	Haiti			

Code Number	国・地域名	Country/Region	Code Number	国・地域名	Country/Region
【中東 MIDDLE EAST】			EU12	フランス	France
ME01	バーレーン	Bahrain	EU13	ドイツ	Germany
ME03	イラン	Iran	EU14	イギリス	U.K.
ME04	イラク	Iraq	EU15	ギリシャ	Greece
ME05	イスラエル	Israel	EU16	グリーンランド	Greenland
ME06	ヨルダン	Jordan	EU17	ハンガリー	Hungary
ME07	クウェート	Kuwait	EU18	アイスランド	Iceland
ME08	レバノン	Lebanon	EU19	アイルランド	Ireland
ME09	オマーン	Oman	EU20	イタリア	Italy
ME10	カタール	Qatar	EU21	ラトビア	Latvia

ME11	サウジアラビア	Saudi Arabia	EU22	リヒテンシュタイン	Liechtenstein
ME12	シリア	Syria	EU23	リトアニア	Lithuania
ME13	トルコ	Turkey	EU24	ルクセンブルク	Luxembourg
ME14	アラブ首長国連邦	U.A.E.	EU25	北マケドニア	North Macedonia
ME15	イエメン	Yemen	EU26	マルタ	Malta
ME16	パレスチナ自治政府	Palestinian Authority	EU27	モナコ	Monaco
【大洋州地域 PACIFIC REGION】			EU28	オランダ	Netherlands
PA01	米領サモア	American Samoa	EU29	ノルウェー	Norway
PA02	オーストラリア	Australia	EU30	ポーランド	Poland
PA03	フィジー	Fiji	EU31	ポルトガル	Portugal
PA04	仏領ポリネシア	French Polynesia	EU32	ルーマニア	Romania
PA05	グアム	Guam	EU33	サンマリノ	San Marino
PA06	キリバス	Kiribati	EU34	スロバキア	Slovakia
PA07	北マリアナ諸島	Northern Mariana Islands	EU35	スロベニア	Slovenia
PA08	マーシャル	Marshall Islands	EU36	スペイン	Spain
PA09	ミクロネシア	Micronesia	EU37	スウェーデン	Sweden
PA10	ナウル	Nauru	EU38	スイス	Switzerland
PA11	ニューカレドニア	New Caledonia	EU39	バチカン	Vatican
PA12	ニュージーランド	New Zealand	EU40	セルビア	Serbia
PA13	パラオ	Palau	EU41	モンテネグロ	Montenegro
PA14	パプアニューギニア	Papua New Guinea	EU42	コソボ	Kosovo
PA15	サモア	Samoa	EU43	キプロス	Cyprus
PA16	ソロモン諸島	Solomon Islands	【NIS 諸国 NIS】		
PA17	トンガ	Tonga	NS01	アルメニア	Armenia
PA18	ツバル	Tuvalu	NS02	アゼルバイジャン	Azerbaijan
PA19	バヌアツ	Vanuatu	NS03	ベラルーシ	Belarus
PA20	クック諸島	Cook Islands	NS04	ジョージア	Georgia
PA21	ニウエ	Niue	NS05	カザフスタン	Kazakhstan
【ヨーロッパ EUROPE】			NS06	キルギス	Kyrgyz Republic
EU01	アルバニア	Albania	NS07	モルドバ	Moldova
EU02	アンドラ	Andorra	NS08	ロシア	Russia
EU03	オーストリア	Austria	NS09	タジキスタン	Tajikistan
EU04	ベルギー	Belgium	NS10	トルクメニスタン	Turkmenistan
EU05	ボスニア・ヘルツェゴビナ	Bosnia and Herzegovina	NS11	ウクライナ	Ukraine
EU06	ブルガリア	Bulgaria	NS12	ウズベキスタン	Uzbekistan
EU07	クロアチア	Croatia	【その他 OTHER】		
EU08	チェコ	Czech Republic	NO01	無国籍	No nationality
EU09	デンマーク	Denmark	NO02	その他	Other
EU10	エストニア	Estonia	NO03	その他(日本)	Other(Japan)
EU11	フィンランド	Finland			

List of Schools Offering Pre-arrival Admission using EJU (SAMPLE)

As of 01 Jan, 2025

“Pre-arrival Admission” is a system to enable international students outside of Japan to secure admission to the higher educational institutions in Japan without having to go to Japan. The higher educational institutions printed below are those which utilize the “Examination for Japanese University Admission for International Students(EJU)” for their selection of international students in the intakes. This list will be updated periodically and changed constantly by JASSO. It would be advisable for international students to check directly with the higher educational institutions of their choice as well as those listed below for further information on the procedures of admission application.

◆ Please confirm Application Guidebooks of each schools for required documents other than EJU scores.
◆ Please convert [a] to @ when you send an e-mail.

Subject	JFL: Japanese as a Foreign Language Science (P: Physics C: Chemistry B: Biology JW: Japan and the World
Exam. Language	MT: Mathematics (1: Course1 2: Course2 any: free choice of Course1 or Course2) Japanese or English or any (for SC, JW and MT)

Faculty	Course	Subject					Selection of subjects Remarks	Exam. Language	Exam. in outside of Japan	Reference	Inquiry
		JFL	P	C	B	Science Remarks	JW	MT			
Komaba University (駒場大学)	Education	O					O	1	any		
	Economics	O	*	*	*		*	any	Japanese	Score of TOEFL® is needed	
	Engineering	O	O	O				2	Online interview		
		O	O			+ 1 subject		2	Japanese		Admission Center +81-3-6407-XXXX nyushi@[a]komaba.ac.jp
	Information and Management Systems Engineering	O	O	O	O	2 subjects		2			

【Subject】
Check the subjects that the school or department to which you are applying designates what you should take.

- Two science subjects must be taken from those designated by the school.
- For mathematics, check whether the school

【Exam. Language】
Some schools designate that the exam be taken in Japanese. Please confirm carefully.



◆ List of Schools Offering Pre-arrival Admission using EJU

受験願書の書き方 How to Fill in the Application Form

- 願書は4枚つづりで複写式になっています。
[A] に書いたものがそのまま複写され、受験票も複写されたものになりますので、必ずボールペンを使って力強く記入してください。
- 願書を提出した後で、その内容を変更することはできません。
- 願書に記入した後、必ずコピーを1枚とって、大切に保管しておいてください。あなたが何を記入したか確認するために必要です。
- 数字、ローマ字は、下の例のように書いてください。
- まちがえて記入したときは、横線でまちがえた部分を消して書き直してください。
- The application form consists of four pages. What you write in page [A] will be copied and your examination voucher will be one of the copies. Therefore, make sure you fill in the form using a ballpoint pen and sufficient pressure.
- After submission of the application form you cannot change what you have written on it.
- After filling in the application form, make sure you retain one copy and keep it safely. You will need this copy to confirm what you have written on the application form.
- Write numbers and letters of the Roman alphabet as instructed below.
- If you make a mistake, cross out the incorrect parts by drawing a line through them and correct them.

数字例 Number samples

1	2	3	4	5	6	7	8	9	0
---	---	---	---	---	---	---	---	---	---

ローマ字例 Letter samples from the Roman alphabet

A	B	C	D	E	F	G	H	I	J	K	L	M
N	O	P	Q	R	S	T	U	V	W	X	Y	Z

- 名前はひとまずずつローマ字の大文字で書いてください。
ローマ字、(レフト)、(ライフ)、(アポストロフィ)以外は使用できません。
- パスポートなどの公的書類と同じスペルを書いてください。
- 左のますからつめて書いてください。
- もし名前が長くて記入しきれない場合は、途中をイニシャルにするなどして、30文字以内にしてください。
- To enter your name, write an upper case letter in each box (no more than 30 characters). You can only use Roman alphabet, period(.), hyphen(-) and apostrophe(').
- Spell out your name as written in official documents, such as a passport.
- Enter your name starting in the first space on the left.
- If there are not enough boxes to enter your name, fit your name within 30 characters by, for example, using only initials for your middle names.

- 漢字名のある人は、漢字の欄にも名前を記入してください。
- If you also have a name written in Chinese characters, enter this name in the space provided for Chinese characters below the boxes for the Roman alphabet.

- 生年月日(誕生日)を西暦で書いてください。数字が1けたの場合には、その数字の前に必ず「0」を書いてください。
- Enter your date of birth using the Gregorian calendar. When the number is one digit, make sure to place a "0" in front of the number.

【例】2004年5月30日生まれ [Example] Born on May 30, 2004

2	0	0	4	0	5	3	0
---	---	---	---	---	---	---	---

！月と日の順序を逆にならないよう注意してください。 Please be careful not to reverse the order of month and day.

- 必ず英語で、略称ではなく正式名称を書いてください。
- Please write your official name in English without abbreviation.

- インドネシア、ベトナム及びタイの応募者のみ受験地に○をつけてください。
- Only for applicants in Indonesia, Thailand or Vietnam, circle the exam site.

- 実施年の下二桁と実施回数
- Enter the examination year

20 2 5 年 第

A

受験番号
Examination Registration No.

受験科目
Subject(s)

出題言語 (理科・総合科目・数
Examination Language (for Science, J&V

氏名 Name Spell out y

S I P O L A N

漢字
Chinese Characters

生年月日
Date of Birth (yyyy/mm/dd)

国籍
Nationality

住所
Address

電話番号
Telephone Number

携帯電話番号
Mobile Phone Number

Eメールアドレス
E-mail Address

在籍学校名と学年または職業
Name of School and Grade
or Occupation

*インドネシア、ベトナム、タイの応募
Applicants in Indonesia, Vietnam or Thailand

受験地
Exam Site

インドネシア
Indonesia

ベトナム
Vietnam

タイ
Thailand

個人情報の取り扱いについては、受験案内
開示することはありません。
We will not disclose your personal information
administration of the EJU.

■JASSO奨学金：文部科学省外国人留学生学

