



2025 年度 日本留学試験 (EJU) 第 2 回

受験案内【国外受験用】

2025 EJU 2nd Session Bulletin

- Examination for Japanese University Admission for International Students -

[Applications for EJU Administered outside Japan]

- 試験 日： 2025 年 11 月 9 日 (日)
- Examination Date: November 9 (Sunday), 2025
- 出 願 期 間： 2025 年 7 月 7 日 (月) から 7 月 31 日 (木) まで
- Application Period: From July 7 (Monday) to July 31 (Thursday), 2025
- 成績の公表： 2025 年 12 月 17 日 (水) 日本時間 10 時 (JST) ※予定
- Notification of the Results: December 17 (Wednesday), 2025, 10:00(JST) *tentative

この受験案内には、願書を出してから成績が公表されるまでの手続きや、大切な注意事項が書いてあります。**出願の前に必ずすべてのページを、最後までよく読んでください。**

この受験案内は 2026 年 3 月まで大切に保管してください。

This bulletin contains procedure throughout application, testing, and score notification and fundamental information.

Please read this bulletin carefully and completely before beginning your application.

Please carefully keep this bulletin until March 2026.



独立行政法人

日本学生支援機構

JASSO

Japan Student Services Organization

Instructions for the 2025EJU 2nd Session [For Overseas Applicants]

- Examination for Japanese University Admission for International Students -

1. Details of the EJU

(1) Aims

This examination is used to evaluate the Japanese language proficiency and basic academic abilities of international students who wish to study at the undergraduate level at universities or other such higher educational institutions in Japan.

(2) Examination Subjects

According to the requirements of the university they want to enter and the course of study they want to pursue, the examinees select the examination subject from the following table. Examinees may not choose to take both the Science and the Japan and the World.

| Subject | Purpose | Length | Score Range |
|--------------------------------|--|-------------|---|
| Japanese as a Foreign Language | Measurement of the Japanese language skills (academic Japanese) required for studying at Japanese universities. | 125 minutes | Reading comprehension, listening and listening-reading comprehension 0-400 |
| | | | Writing 0-50 |
| Science | Measurement of the basic academic skills in science (Physics, Chemistry, and Biology) necessary for studying in a science department of a Japanese universities. | 80 minutes | 0-200 |
| Japan and the World | Measurement of the basic academic skills in liberal arts, particularly thinking and logical abilities, necessary for studying at Japanese universities. | 80 minutes | 0-200 |
| Mathematics | Measurement of the basic academic skills in mathematics necessary for studying at Japanese universities. | 80 minutes | 0-200 |

The score range mentioned above, excluding the writing of Japanese as a Foreign Language, will not be given in the form of the raw score but on a common scale. The writing will be scored based on the standard.

(3) The Structure and Evaluation of Japanese as a Foreign Language

- a. Structure: The test in Japanese as a Foreign Language consists of writing, reading comprehension, and listening and listening-reading comprehension.
- b. Order and Time: The order of the examinations is writing (30 minutes), reading comprehension (40 minutes), listening-reading comprehension, and listening comprehension (about 55 minutes including listening-reading comprehension and listening comprehension).
- c. Score range: The score range 0-400 totaling reading 0-200, and listening comprehension and listening- reading comprehension 0-200, and the score range 0-50 for writing will be indicated.

(4) The Structure of Science

In the science area, according to the requirements of the university they want to enter and the course of study they want to pursue, **examinees have to select two subjects from physics, chemistry and biology on the examination day**. In case only one subject is selected, your answer for science will not be graded.

(5) The Structure of Mathematics

In the mathematics area, according to the requirements of the university they want to enter and the course of study they want to pursue, **examinees have to select either Course 1 for liberal arts faculties or science faculties where comparatively less mathematics is required, or Course 2 for faculties where higher level mathematics is required on the examination day.**

(6) Subject Test Syllabi

A syllabus for each subject is posted on the JASSO website.

◆EJU Syllabus



(7) Examination Language

The questions will be written in Japanese or English. (The examination of Japanese as a Foreign Language will be written only in Japanese.) The Japanese and English question booklets will be separated. According to the requirements of the university they want to enter and the course of study they want to pursue, **the examinees need to select the language in the application.**

(8) Answering Method

For Japanese as a Foreign Language, the answering methods are multiple-choice (mark-sheet) and writing (examinees are to actually write Japanese sentences.). For mathematics, science, Japan and the World, the method is the mark-sheet.

2. University Requirements on Subject Test Selection

EJU scores earned over the past two years (results from a maximum of four sessions) remain valid. Please be aware that Japanese university requirements of examination subjects and languages regarding EJU vary according to each institution. While some universities (or some departments/courses) require international students to take designated subject of the examination, other universities (or departments/courses) do not require students to take the examination. Also, some universities accept only the results of the 1st session (June), while others accept only the results of the 2nd session (November). They may designate the specific years and the number of exams that may be used when submitting applications. Therefore, **before submitting your examination application, make sure you contact the university to which you will apply and ask about their latest requirements.**

The list of schools offering "Pre-arrival Admission" using EJU (SAMPLE) is placed at the end of this book. (The "Pre-arrival Admission" is a system to secure admission to the higher educational institutions in Japan without having to go to Japan for the exam.) Some of schools publish their acceptance level or minimum required scores. Please browse the JASSO website for details. In addition, the list of Japanese universities that use EJU scores for the selection of enrollees is posted on the JASSO website. Please refer to it for selecting your school.

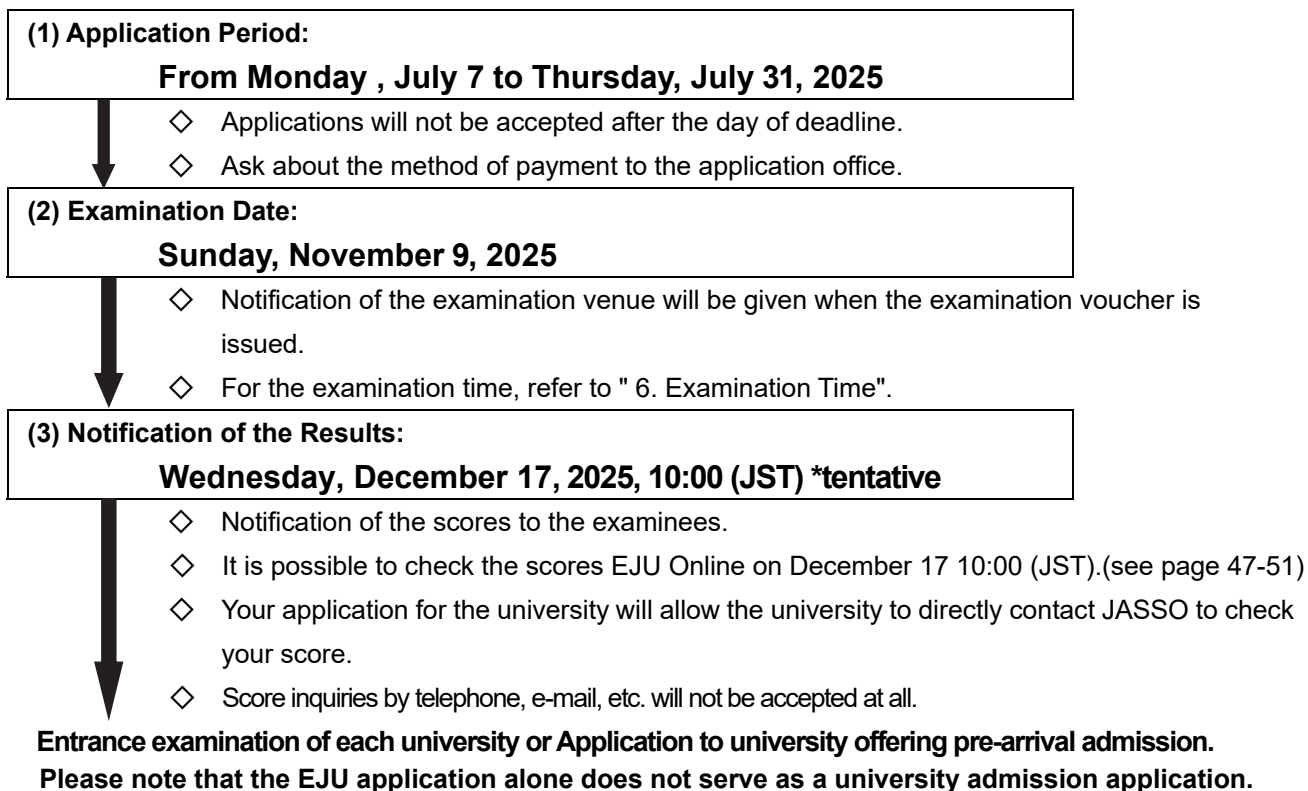
◆Acceptance Level or Minimum required scores of EJU



◆List of Schools Using EJU



3. Examination Schedule



4. Testing Accommodation for Examinees with Disabilities

If you need testing accommodation to take the examination, please contact '17.Application offices' and request instructions on how to apply for testing accommodations before submitting your application: July 31.

- (1) As a general rule, you have to prepare an evidence such as a doctor's diagnosis proving the necessity of testing accommodation due to an illness, injury or disorder etc..

You have to apply for testing accommodations for the use of hearing aids.

- (2) You should also apply testing accommodation if you wish to do something that is not permitted during examination period, refer to "10. Cautions Regarding the Examination".

When you happen to require testing accommodation due to an unexpected accident or sickness after submitting the EJU application, please contact us immediately. However we may not be able to respond to your requirements depending on the circumstances of examination site or other conditions.

Please look at our website which gives you the information regarding the testing accommodation which have been provided in the past and other details.

◆EJU Outline of Results



◆For EJU Examinees with Physical Disability



5. Application Procedures

(1) How to Fill in the Application Form

Fill in the required spaces as designated in the section "How to Fill in the Application Form" on page 62-63.

(2) Submission of the Application Form

a. Required Documents:

- **Application Form** (Four pages. Fill in all the required information.)

- **3 photographs of the face (4cm in length and 3cm in width)**

(Stick them to the three designated frame on the application form with glue.)

***Please submit a passport-style portrait photo (head and shoulders) without background.**

***Please confirm on the last page "Instructions for your Photograph" carefully.**

- **Examination fee and postage for Examination voucher. See item (3)**

b. Submission Method: Submit those Required Documents to the application office listed on page 55-56.

NOTE: After the application form has been submitted, the information written on the form such as examination subjects, examination language, examination site etc. cannot be changed.

(3) Examination fee, and postage for Examination Voucher

| | [Examination Fee] | [Postage] |
|-------------------------------|-------------------|----------------|
| Hong Kong (1 subject) | HKD 500 | actual expense |
| (2 or 3 subjects) | HKD 950 | actual expense |
| India | INR 1,300 | INR 50 |
| Indonesia | IDR 110,000 | IDR 12,000 |
| Malaysia | MYR 90 | actual expense |
| Mongolia | MNT 50,000 | none |
| Myanmar | USD 20 | none |
| Philippines | PHP 750 | actual expense |
| Republic of Korea (1 subject) | KRW 50,000 | KRW 3,830 |
| (2 or 3 subjects) | KRW 80,000 | KRW 3,830 |
| Singapore | SGD 65 | SGD 1 |
| Sri Lanka | LKR 1,850 | none |
| Taiwan (1 subject) | NTD 1,500 | NTD 45 |
| (2 or 3 subject) | NTD 2,000 | NTD 45 |
| Thailand | THB 400 | THB 37 |
| Vietnam (Hanoi) | VND 275,000 | None |
| Vietnam (Ho Chi Minh City) | VND 275,000 | VND 15,000 |

* Refund of the examination fee will not be accepted.

Even if you do not take the exam due to illness or any other reasons.

6. Examination Time

| Subject <answering time> | Examination Time (including other timing such as distribution of examination booklets and answer sheets) | | | | |
|--|---|-------------------|-----------------|--|----------------------------|
| | Myanmar | Republic of Korea | India Sri Lanka | Hong Kong, Malaysia, Mongolia, Philippines, Singapore and Taiwan | Indonesia Thailand Vietnam |
| Japanese as a Foreign Language <125 min.> | 10:00~12:30 | 9:30~12:00 | 9:00~11:30 | 8:30~11:00 | 8:00~10:30 |
| Science <80 min.> Japan & the World <80 min.> | 14:00~15:30 | 13:30~15:00 | 13:00~14:30 | 12:30~14:00 | 11:00~12:30 |
| Mathematics <80 min.> | 16:10~17:40 | 15:40~17:10 | 15:10~16:40 | 14:40~16:10 | 14:00~15:30 |

*Local time

7. Tardiness Limits

Tardy examinees will not be allowed to enter the examination room after the times listed below.

| Subject | Tardiness Cutoff Time | | | | |
|--------------------------------|-----------------------|-------------------|-----------------|--|----------------------------|
| | Myanmar | Republic of Korea | India Sri Lanka | Hong Kong, Malaysia, Mongolia, Philippines, Singapore and Taiwan | Indonesia Thailand Vietnam |
| Japanese as a Foreign Language | 10:10 | 9:40 | 9:10 | 8:40 | 8:10 |
| Science Japan & the World | 14:20 | 13:50 | 13:20 | 12:50 | 11:20 |
| Mathematics | 16:30 | 16:00 | 15:30 | 15:00 | 14:20 |

*Local time

8. Examination Vouchers

- (1) Examination vouchers will be sent to the address that you wrote on the "Label for sending notification of results" or delivered at the application office.
- (2) If you do not receive your voucher, contact the application office.
- (3) Even if the voucher contains any errors in your personal information (your name, sex, date of birth, or country/region), please take the examination using the voucher as is. **After the examination ends**, inform the proctor regarding the error by the end of the examination day.
If you fail to do so, your score and information to be notified to universities, etc. will contain the same error.

Examination Voucher (Sample)

2025年第2回 日本留学試験(EJU)

受験票
Examination Voucher

写真貼
Photo
(4cm×3cm)

受験番号
Examination No. 52*0201×310001

受験科目
Subject
日本語 (Language) 科学 (Science) 総合科目 (General) 数学 (Mathematics)

試験科目 (科目・総合科目・数学)
Examination (Language, Science, Math)

氏名
Name
SI POLAM

性別
Sex
男 (Male) 女 (Female)

生年月日
Date of Birth
20050530

For India, Korea, Taiwan and Mongolia*

2000年度 日本留学試験(EJU) 受験票
EJU Examination Voucher

試験日 Date of Exam: 2000年0808(日)

試験会場開門時間 Exam Venue Opening Time: AM9:00

受験番号 Examination Registration No. 00*0404*310000

受験科目(言語)・試験時間 Subject(Language)/Time
日本語 Japanese as a Foreign Language 9:30~12:00
理科 Science (日本語: 科学) 13:30~15:00

受験地 Site 試験会場 Venue 試験室 Room
ソウル 駒場大学 1号館 103教室

名前 Name 性別 Sex 生年月日 Date of Birth 国・地域 Country/Region
KIM YOUNGSOOK 女 1992/4/5 韓国

この受験票には、何も書かないでください。試験を受けるときは、監督者にこの受験票がよく見えるように、つくえの上にいつも置いてください。また、試験が終わったら、必ずこれを持ち帰ってください。Do not write anything on this voucher. When taking the exam, please ensure that this voucher is always placed on the desk where the proctor can clearly see it. Also, be sure to take it with you when the exam is finished.

*Countries/Regions with online application. Subject to change.

9. Venue

A map of the venue and other information will be sent with the examination voucher.

Cautions:

- Until the examination day, please make sure the route to the examination venue, public transportation departure/arrival times, and other travel details so that you can arrive on time. Please note that you cannot enter the venue building prior to the examination day.
- If you fail to arrive on time, you will not be permitted to take the examination.
- The application office will answer to the inquiries how to get the venue.
- Persons other than EJU staff and examinees are not permitted to enter the venue building during the examination.
- Please obey instructions given by the examination staff and follow the usage rule of examination site.
If you disobey and your action is regarded as one of the prohibited behaviors (refer to P.35-36), you may be asked to retire from the examination.
- If public transportation becomes unavailable due to an accident, strike, etc. on the examination day, please promptly contact the application office.

10. Cautions Regarding the Examination

If you want to do something not permitted under this section, apply for testing accommodation, refer to "4. Testing Accommodation for Examinees with Disabilities".

(1) Things to Bring on the Examination Day: Make sure you bring the following items.

- a. Examination Voucher (**Do not write anything on the Examination Voucher.**)
- b. Writing Implements (**HB pencils, a plastic eraser, pencil sharpeners**)
* Mechanical pencils may not be allowed to use.
- c. Watch (Not allowed for items with functions such as dictionaries, calculators, terminals, etc., or items that are difficult to identify whether such functions that are available or not.)
Note: Cancel the alarm sound setting beforehand.
Note: Make sure you bring your own watch since some of examination rooms may not be equipped with a clock. Do not use a mobile phone or other such device as a watch.
- d. **Identification with photo**
Note: This will be necessary for **identification** when entering the venue.
- e. Lunch (As it is held on a Sunday, restaurants and shops near the examination venue may be closed.)
* You cannot use earplugs since they may disturb you in listening to instructions, etc. of the proctor.
* At some test venues, it is impossible to adjust the room temperature. Therefore examinees are requested to wear temperature-adjustable clothing.

(2) Confirmation of Personal Identity (Important)

On the day of the examination, the personal photo ID and examination vouchers will be used to identify the examinees. Cases when such personal ID is not presented or it otherwise proves impossible to confirm personal identity will be treated as prohibited behavior, and notification of scores will not be made.

(3) Time of Entering the Examination Room

- a. The examination room opens 30 minutes before the start time of the Japanese as a Foreign Language.
- b. Enter the examination room before the start time of each subject.
- c. No one is allowed to enter the examination room 10 minutes after the start time of the Japanese as a Foreign Language, or 20 minutes after the start time of other subject. (See “7. Tardiness Limits”.)

(4) Notes about the Examination Room

- a. Find the seat with the same number as your examination registration number and place your voucher on the desk. You cannot take the examination at a seat with a different number.
- b. Items you are allowed to put on your desk during the examination are as 10. (1) a - c only. Make sure that anything else is kept in your bag.
- c. Eating or drinking is not allowed during the examination. Do not place food or drink on your desk.
- d. **Switch the power to “OFF” for all mobile phones, smartphones or other electronic devices (refer to section 10. (7) b. for details), and place those devices in your bag. Such items may not be kept in the pockets of your clothing.**

Please remember that activating the alarm function on mobile phones or other devices can cause the alarm even if the power is switched off. To avoid this, deactivate the alarm setting and then switch the power to “OFF.”

- e. After the examination begins, no one is allowed to leave the examination room until an announcement is made that “examinees may now leave.” If you need to use the restroom or step outside due to feeling ill before that time, raise your hand. Please remember, however, **that during the audio part of the Listening Comprehension and Listening-Reading Comprehension sections of the Japanese as a Foreign Language test, even if receiving permission to visit the restroom or leave the examination room due to not feeling well, you will not be allowed to return to the room until after those sections have concluded.**
- f. During the Japanese as a Foreign Language test Listening Comprehension and Listening-Reading Comprehension questions, do not ask questions, speak or cause loud noises.
- g. If you cannot properly hear the recorded audio played during the Japanese as a Foreign Language Listening Comprehension and Listening-Reading Comprehension testing due to noise or other reasons, please raise your hand after the recording finishes and inform a staff member of the problem.
- h. This testing cannot be repeated no matter interferences from everyday noises occurring during the test. This includes footstep sounds of staffers walking around the room, conversations required to administer the test, sounds of passing airplanes or automobiles, wind and rain, air conditioning, coughing, sneezing or nose blowing by other examinees in your vicinity, short-term ringing of portable telephones, watches or other devices, noise from nearby buildings or other distractions.
- i. Because your examination voucher is required upon applying to universities or other institutions, keep it safely after the testing is completed.

(5) Answering Method

The answering method is **mark-sheet**. Make sure you **use an HB pencil** to fill in the number for the answer. You cannot use a mechanical pencil or a ball-point pen. Numbers that are filled in too lightly will not be marked.

Examination scores are calculated by totaling the points for all correct answers.

No points will be subtracted for incorrect answers. For more details of the answering method, refer to 13. Answering Method (see pages 38-45).

(6) Your Name and Examination Registration Number on the Answer Sheet

Your name (in the Roman alphabet) and examination registration number will be pre-printed on your answer sheet that will be provided on the examination day. When you are given the answer sheet, first of all, check that the name and examination registration number on the answer sheet are the same as those on your examination voucher. If the name and examination registration number on the answer sheet are obviously not yours, notify the examination staff immediately.

If you write answers on an answer sheet that is not yours or if you correct the name and examination registration number by yourself without notifying the staff, your examination will not be graded.

(7) Prohibited Behaviors

If you behave in the following ways, it will be regarded as prohibited behavior. Accordingly, you will be ordered by the examination staff to leave the examination room, and your answers of the subjects that you took will be invalidated. (Examination fee shall not be refunded.)

- a. **Electronic devices such as a mobile phone, etc. that make sounds or generate the vibration noise during the examination. (They include a wristwatch generating alarm sounds.)**
- b. **Place one of electric devices on your chair or desk, hold it in your hand, wear it on yourself, or use/operate it during the examination.(Even just turning the power on is considered as cheating.) Examples of electronic devices; mobile phone, smartphone, PC, PDA (personal data assistant) wearable terminal such as smartwatch, IC recorders, audio players, digital camera, etc. having functions of photographing, video/audio recording or communication, game machines, electronic dictionary, calculator, etc. (It will be regarded as prohibited behavior even if you just put your earphone or headphones round your neck.)**
- c. Attempting to have or having someone else take the examination on your behalf. When it cannot be verified that the examinee themselves has taken the examination.
- d. Intentionally write answers on an answer sheet which is not yours, or you exchange your question booklet or answer sheet with another examinee in the examination venue.
- e. You speak with other examinees, give answers to other examinees, receive answers from other examinees, or commit other acts of cheating (looking at a reference book, crib, newspaper, handbill or the answer sheet of another examinee) during the examination.

- f. Attempting to take or took the question booklet or answer sheets out of the examination room during or after the examination. (incl. acts of copying, photographing or audio recording the question booklet or answer sheets.)
- g. Removing or attempting to remove a page or portions of the question booklet.
- h. **Attempting to use of any kinds of memo or paper that you brought to the venue, during the examination.**

This includes writing on your examination voucher which is allowed to put on the desk, its envelope, the examination number seal, the desk, etc.. (Do not write anything even if being unrelated to the exam. Such act will be determined as prohibited behavior.)

- i. Leaving the examination room without permission of the examination staff.
- j. **Opening the question booklet or start to answer before the proctor says, "Please start."**
- k. You don't stop writing on the answer sheet when the proctor says, "Please stop."
- l. **During "Japanese as a Foreign Language" examination, looking at questions of another section or answering to another section, for example responding to "Reading Comprehension" questions during the "Writing" section.**
- m. Before the start of "Japanese as a Foreign Language" test, looking at other questions or answer the actual questions in the "Listening-Reading Comprehension" or "Listening Comprehension" section during the practice exercise.
- n. Leaving the examination room after the end of the examination but before the staff has collected and checked the question booklets and the answer sheets.
- o. Creating disturbance to other examinees.
- p. Attempting to make a false declaration regarding the examination that would give themselves or another examinee an advantage.
- q. Examination staff determines that you failed to follow any of the test administration rule than those listed above or **fail to follow the directions given by the examination staff.**
Committing an act that may undermine the fairness of the examination.

Note: The items which are used for Prohibited Behavior (memo, crib or electric devices etc.) shall be confiscated on the spot and be never returned.

Note: Committing an act as described in (b) during the exam, the staff will check emails and chat history of your smartphone or other electronic device and contents of data folders (images, video, audio, etc.) on the spot and save those records.

Note: Examinee who engage in cheating, such as stealing examination questions or taking examinations by proxy, will be dealt with strictly. If a university or others inquires about your results, he/she will be notified of the details of the cheating. In addition, he/she may be refused to take the examination in the future.

(8) Copyright of examination questions

The examination questions of EJU are confidential information and the copyright of JASSO, and are protected by laws and regulations. You are prohibited to convey a part or all of the examination questions to a third party in whatever form, such as disclosure (e.g. disclosing inappropriately obtained examination questions or providing flash reports on answers), revelation, dictation, transmission, etc. through web site or other means by copying, recording on video tape or audio tape, writing, memorizing (storing), etc. Violation of this rule may result in legal actions. Please be aware that you are also prohibited to memorize and replicate examination questions as well as to watch these contents or divulge them.

(9) About Cheating

Jasso will continue to take strict measures against cheating. In addition, malicious cheating may be reported to the universities you want to attend.

(10) About Problems, etc. that occur during the Examination

The Japan Student Services Organization (JASSO) pledges to do everything in its capacity to ensure that the examination is offered in a proper fashion. However, upon occurrence of events during the exam which interfere with your ability to respond or otherwise threaten to impact your scores, please immediately inform a proctor of those circumstances. Our proctors (or other staffers) will check the details and deal with it. During the Japanese as a Foreign Language test Listening Comprehension and Listening-Reading Comprehension questions, in cases when noises or other occurrences interfere with your ability to adequately hear the audio contents, please raise your hand and immediately inform a staffer of the situation after completion of the Listening Comprehension and Listening-Reading Comprehension audio.

If not satisfied with the actions taken by our staffers at such times, you may directly appeal to the supervisors at each examination site. Please note, however, that the final judgments on such matters will be made by JASSO. Likewise, please be aware that issuing requests only after completion of the examination may prevent you from retaking the tests or benefiting from other relief measures.

11. Notification of the Results

(1) Notification of the Results to Examinees

You can check your score online and download the Score Confirmation Reports by creating “My Page” in EJU Online on December 17, 2025 after 10:00 a.m. Japan time (tentative schedule).

* Score Confirmation Report is for the examinee's own verification of the score and does not prove the result of the examination. (refer to P.47-51)

Paper Score Report is not be issued from FY2025.

◆EJU Online



(2) Score Report to Universities(*)

Universities and others will be notified of examinees' scores as follows.

- a. When applying to a university, write your examination registration number, name in the Roman alphabet, date of birth, and other required information on the university's application form. If you are planning to take both the 1st session (June) and the 2nd session (November), write only the examination registration number of one session (whichever you prefer) on the university's application form. The scores submitted for respective subjects must be from the same session. Submitting the scores from different sessions for respective subjects e.g. "the score of Japanese as a Foreign Language for the 1st session and the score of Japan and the World for the 2nd session" is not acceptable.
- b. Some universities require students to have examination vouchers when applying, so **make sure you do not lose your voucher** until you have completed the enrollment.
- c. After the examination, the university to which you applied will request JASSO to provide your score.
- d. JASSO will provide the university, etc. with your score and, if you took the Japanese as a Foreign Language test, a copy of your answers for the writing section.

*We will also notify your score to the organization in response to grade inquiries related to the selection of MEXT Scholarships for Malaysian Students and Japan-Taiwan Exchange Association Scholarship students.

*Information on reservation holders to the Reservation Program for the Monbukagakusho Honors Scholarship for Privately-Financed International Students is likewise supplied to EJU Overseas Representatives (Application offices), with the purpose of helping to promote follow-up studies in Japan.

(3) Inquiries on Results

JASSO does not respond to inquiries or doubts raised by examinees concerning the results reported to them. Also, JASSO does not show or return the answer sheets to examinees after the examination.

12. Protection of Personal Information

JASSO will not disclose your personal information (your name, date of birth, country/region, address, photo, scores, answers, etc.) to any third party without your permission, except when reporting your scores to a university as you requested (see “11. Score Report: (3) Score Report to Universities”), or when disclosure is necessary to the administration of the EJU or the international students support projects to be conducted by JASSO or the government. **However, upon inquiries from universities or other institutions regarding the scores of persons who have engaged in removal of examination questions from test sites in the past, proxy test-taking or other malicious prohibited behavior, notification may be made of the details of such prohibited acts.**

13. Answering Method

*For more information on how to answer the questions, see the website.

◆ Answering Method



(1) Question Booklet

- a. Do not open the question booklet until instructed to do so.
(If you do, it will be regarded as prohibited behavior.)
- b. **Make sure you do not take the question booklets out of the room after the examination.**
(If you do so, it will be regarded as prohibited behavior.)

(2) Answer Sheet

- a. For Japanese as a Foreign Language, two types of answer sheets (an answer sheet in a writing method and a mark-sheet) will be provided. For mathematics, science, Japan & the World, a mark-sheet will be provided.
- b. Your examination registration number and name (in Roman alphabet) will be pre-printed on your answer sheet from the beginning. When the answer sheet is handed out, first of all, check that the examination registration number and name on the answer sheet are the same as those on your examination voucher.
- c. For Japanese as a Foreign Language, please place a mark-sheet face down on your desk until the reading comprehension section begins. During writing tests, if you fail to keep your mark sheet face down it will be considered prohibited behavior.
- d. Write down all your answers on the answer sheet. Even if you write the answers on the question booklet, they will not be graded.
- e. The answer sheet in the writing method for Japanese will be collected when the writing section is over.
- f. Make sure you do not take out the answer sheets with you after the examination.
(Attempting to take or taking out will be regarded as prohibited behavior.)

(3) Notes about Marking the Mark-sheet

- In the mark-sheet method, select the answer you think is correct from the choices after the questions and fill in completely the corresponding number on the mark-sheet using an HB pencil.
- Make sure you use an HB pencil to fill in the oval of the number for the answer. You cannot use a mechanical pencil or a ball-point pen.
- Numbers that are filled in too lightly or not neatly will not be graded.
- When correcting incorrectly filled in numbers, erase completely using a plastic eraser so that no traces of the pencil remain. Numbers that are not completely erased will not be graded. You must not use things such as white-out in place of an eraser.

(4) How to Answer for Japanese as a Foreign Language

The writing section

- Make sure you use an HB pencil to write the answer. You cannot use a mechanical pencil or a ball-point pen.
- Two themes will be given, select and answer either one. You must circle your selection number of the theme on the answer sheet.

| | | |
|---------------------|---|---|
| テーマの番号 Theme No. | 1 | 2 |
|---------------------|---|---|

- Write the sentence using one square per one character from left to right

[Answer sheet]

| | | | | | | | | | | | | | | | | | | | |
|---|---|---|---|---|---|-------|-------|-------|-------|-------|-------|-------|-------|-------|-------|-------|-------|-------|-------|
| | 人 | 々 | の | 生 | 活 | は | 、 | 時 | 代 | と | と | も | に | 変 | 化 | す | る | 。 | 現 |
| 代 | の | 私 | た | ち | は | | | | | | | | | | | | | | |

- When correcting, completely erase characters using a plastic eraser so that no traces of the pencil remain. You must not use things such as white-out in place of an eraser.
- When copying pages other than those in the writing sections such as the question booklet cover the score will be zero.

The reading section

- f. Row numbers 1 , 2 , 3 , ... are printed for each question in the question booklets.

These numbers are also printed on the answer sheets, so fill in the one appropriate answer choice (1. to 4.) in the answer row with the same row number given in the corresponding question.

[Exercise]

問 いいことを言った人は、それを聞いた人の記憶について、どう考える傾向がありますか。

1. 覚えていなくても仕方ない。
2. 覚えているわけがない。
3. 数日なら覚えているだろう。
4. 覚えているものだ。

14



[Answer Sheet]

Row number

| | | | | | |
|-----------|---|---|---|---|--|
| 14 | ① | ② | ③ | ● | |
|-----------|---|---|---|---|--|

The listening-reading section

- g. Listen carefully to the audio recording because you can do so only once.
- h. The listening-reading section consists of questions that require you to look at charts, pictures, or textual information while listening to the audio. Choice numbers are given in the question booklet.
- i. Although there are four choice numbers on the question booklet, but only one is correct. Select the answer you think is correct from the choices and filled in completely the corresponding number on the mark-sheet.

[Exercise]

(Audio recording)

学生がコンピュータの画面を見ながら先生の説明を聞いています。学生は今、画面のどの項目を選べばいいですか。

先生： えー、これから、この大学のコンピュータの使い方について説明します。

今日は、おおまかな説明しかしませんが、もっと詳しいことを知りたい人は、

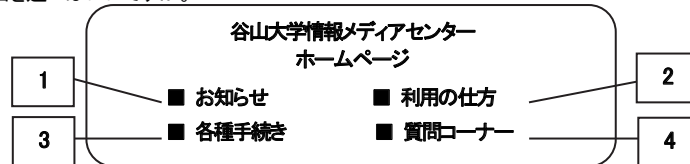
右上の「利用の仕方」などを見ておいてください。ああ、今じゃなくて。あとで見ておいてください。

今日はまず、利用者の登録をします。では、画面の左下の項目を選んでください。

(Question booklet)

学生がコンピュータの画面を見ながら先生の説明を聞いています。

学生は今、画面のどの項目を選べばいいですか。



[Answer Sheet]

| | | | | | | | | | | |
|----|---|---|---|---|---|----|---|---|---|---|
| 練習 | ① | ② | ③ | ④ | ➡ | 練習 | ① | ② | ● | ④ |
|----|---|---|---|---|---|----|---|---|---|---|

The listening section

- j. Listen to the audio recording carefully because you can do so only once.
- k. In the listening section, there are no answers printed in the question booklet. Choice numbers are given in the audio recording.
- l. There are four choice numbers in the audio recording, but only one is correct. From these four choices, select the one that you think is correct, and mark the "Correct" column as well as the "Incorrect" column.
- m. **Please note that the entire Japanese as a Foreign Language test ends when the audio recording for the listening section ends.**

[Exercise]

(Audio recording)

女子学生と男子学生が、待ち合わせの場所で話しています。この二人は、これからどうしますか。

女子学生 : あ、お待たせ。山田さんはまだ？

男子学生 : うん。さっき連絡があって、ちょっと遅れるって。

待ってるって言ったんだけど、先に行ってくれって。

女子学生 : でも、山田さん、研究会の場所、知ってるのかなあ？

男子学生 : 大丈夫だよ。先にどうぞって言ったんだから。

女子学生 : そう言ってるのなら、大丈夫ね。

この二人は、これからどうしますか。

- | | |
|------------------|-------------------|
| 1. 山田さんを待ってから行く。 | 2. 山田さんに先に行ってもらう。 |
| 3. 山田さんに連絡をする。 | 4. 山田さんより先に行く。 |

[Answer Sheet]

| | | | | | | | | | | | | |
|----|-------|---|---|---|---|---|----|-------|---|---|---|---|
| 練習 | 正しい | ① | ② | ③ | ④ | → | 練習 | 正しい | ① | ② | ③ | ● |
| | 正しくない | ① | ② | ③ | ④ | | | 正しくない | ● | ● | ● | ④ |

The correct answer is 4, so mark the answer number 4 in the "Correct" row on the answer sheet. You must also mark the numbers 1, 2, 3 in the "Incorrect" row.

(5) How to Answer for Science

- a. Science consists of "physics", "chemistry" and "biology". There is one booklet for science. Select two subjects from "physics", "chemistry" and "biology" on the examination day.

In case only one subject is selected, your answer for science will not be graded.

- b. The answer sheet for science is double sided, so use each side to answer the questions for only one subject.

- c. On upper center of both sides of the answer sheet there is a column to select the subject you will answer.

Circle the name of the subject and fill in the oval under it.

If the selected subject is not filled in, your answers will not be graded.

[Correct Example] When using the front side for "physics" and the reverse side for "chemistry"

Front Side

| 解答科目 Subject | | |
|----------------------------------|-----------------------|-----------------------|
| 物理 Physics | 化学 Chemistry | 生物 Biology |
| <input checked="" type="radio"/> | <input type="radio"/> | <input type="radio"/> |

この解答用紙のこの面に解答する科目を、1つ○で囲み、その下のマーク欄をマークしてください。
Circle the name of the subject of the examination you are taking on this side of the sheet, and fill in the oval under it.

(裏面でもう1つの科目を解答してください。)

Reverse Side

| 解答科目 Subject | | |
|-----------------------|----------------------------------|-----------------------|
| 物理 Physics | 化学 Chemistry | 生物 Biology |
| <input type="radio"/> | <input checked="" type="radio"/> | <input type="radio"/> |

この解答用紙のこの面に解答する科目を、1つ○で囲み、その下のマーク欄をマークしてください。
Circle the name of the subject of the examination you are taking on this side of the sheet, and fill in the oval under it.

[Incorrect Example] When selecting physics and chemistry

Front Side

2つマークしている
Double Marks

| 解答科目 Subject | | |
|----------------------------------|----------------------------------|-----------------------|
| 物理 Physics | 化学 Chemistry | 生物 Biology |
| <input checked="" type="radio"/> | <input checked="" type="radio"/> | <input type="radio"/> |

この解答用紙のこの面に解答する科目を、1つ○で囲み、その下のマーク欄をマークしてください。
Circle the name of the subject of the examination you are taking on this side of the sheet, and fill in the oval under it.

(裏面でもう1つの科目を解答してください。)

Reverse Side

マークしていない
No Mark

| 解答科目 Subject | | |
|-----------------------|-----------------------|-----------------------|
| 物理 Physics | 化学 Chemistry | 生物 Biology |
| <input type="radio"/> | <input type="radio"/> | <input type="radio"/> |

この解答用紙のこの面に解答する科目を、1つ○で囲み、その下のマーク欄をマークしてください。
Circle the name of the subject of the examination you are taking on this side of the sheet, and fill in the oval under it.

*** If you fill in the oval under the name of subject on the front side, but forget**


to fill in the same part on the reverse side, both the front and reverse answers will not be graded.

- d. Row numbers **1** , **2** , **3** , ... are printed for each question in the question booklets. These numbers are also printed on the answer sheets, so fill in the appropriate answer choice (① to ⑨) in the answer row with the same row number given in the corresponding question.
- e. The answer sheet has answer rows numbered from **1** to **75**, but you may not need to use all of them. Use only the answer rows needed to answer all questions, and leave the remaining answer rows blank.
- f. Every answer row has 9 choices (① to ⑨), but the actual number of choices provided in some questions may be less. In such cases, ignore the unused choices in the answer row.

[Exercise]

Q. What is the speed of sound in seawater? From ① to ⑤ below, choose the best answer. **12** m/s

① 30 ② 150 ③ 300 ④ 1500 ⑤ 15000

Row number 

[Answer Sheet]

| | | | | | | | | | |
|-----------|---|---|---|---|---|---|---|---|---|
| 12 | ① | ② | ③ | ● | ⑤ | ⑥ | ⑦ | ⑧ | ⑨ |
|-----------|---|---|---|---|---|---|---|---|---|

Since the choices for question **12** are from ① to ⑤, the choices from ⑥ to ⑨ should not be used.

(6) How to Answer for Japan and the World

- a. Row numbers **1** , **2** , **3** , ... are printed for each question in the question booklets. These numbers are also printed on the answer sheets, so fill in the one appropriate answer choice (① to ④) in the answer row with the same row number given in the corresponding question.
- b. The answer sheet has answer rows numbered from **1** to **60**, but you may not need to use all of them. Use only the answer rows needed to completely answer the questions, and leave the remaining answer rows blank.

(7) How to Answer for Mathematics

- Mathematics consists of "Course 1" and "Course 2". There is one booklet for mathematics. Select either "Course 1" or "Course 2" on the examination day.
- On upper center of the answer sheet there is a column to select the course you will answer. Circle the name of the course and fill in the oval under it. **If you do not fill in the selected course, your answers will not be graded.**

[Correct Example] When "Course 2" is selected for mathematics

Front Side

| 解答コース Course | |
|-------------------|-------------------|
| コース 1 Course 1 | コース 2 Course 2 |
| ○ | ● |



この解答用紙に解答するコースを、1つ○で囲み、その下のマーク欄をマークしてください。
Circle the name of the course you are taking and fill in the oval under it.

[Incorrect Example]

Front Side

マークしていない No Mark

| 解答コース Course | |
|-------------------|-------------------|
| コース 1 Course 1 | コース 2 Course 2 |
| ○ | ○ |



この解答用紙に解答するコースを、1つ○で囲み、その下のマーク欄をマークしてください。
Circle the name of the course you are taking and fill in the oval under it.

2つマークしている Double Marks

| 解答コース Course | |
|-------------------|-------------------|
| コース 1 Course 1 | コース 2 Course 2 |
| ● | ● |



この解答用紙に解答するコースを、1つ○で囲み、その下のマーク欄をマークしてください。
Circle the name of the course you are taking and fill in the oval under it.

- Be careful because choices for the mathematics questions begin with a minus sign (−) while choices for other subjects begin with ①②③...
- The questions use letters (**A**, **B**, **C** ...) as answer keys. The answer sheets are also printed with these keys, so fill in the appropriate numeral (from 0 to 9) or minus sign (−) for each key corresponding to the same key in the questions.
- The answer sheet has rows lettered from **A** to **Z**, but you may not need to use all of them. Use only the answer rows needed to completely answer the questions, and leave the remaining answer rows blank.
- In mathematics, there are two types of questions. In one type, you fill in a numeral or a minus sign for each answer key (letter) ; in the other type, you select the appropriate answer from the choices.
- For questions where the answer requires a number or the minus sign (−), since each of the denotation letters corresponds to a number from 0 to 9 or the minus sign (−), fill in the appropriate numeral (from 0 to 9) or minus sign (−).

[Exercise]

When answering $\frac{\boxed{D} \sqrt{\boxed{E}}}{\boxed{FG}}$ equals $\frac{-\sqrt{3}}{14}$, fill in the numbers as below

[Answer Sheet]

| | | | | | | | | | | | |
|---|---|---|---|---|---|---|---|---|---|---|---|
| D | ● | ① | ② | ③ | ④ | ⑤ | ⑥ | ⑦ | ⑧ | ⑨ | |
| E | ⊖ | ① | ② | ● | ④ | ⑤ | ⑥ | ⑦ | ⑧ | ⑨ | |
| F | ⊖ | ① | ● | ② | ③ | ④ | ⑤ | ⑥ | ⑦ | ⑧ | ⑨ |
| G | ⊖ | ① | ② | ③ | ● | ⑤ | ⑥ | ⑦ | ⑧ | ⑨ | |

- h. The actual number of choices given for some multiple choice questions may be less than the number of choices printed on the answer sheet. In such cases, ignore the unused choices in the answer row.

[Exercise]

Q. For $a=2^{35}$, $b=3^{21}$, $c=30^7$ is holds that \boxed{H}

- ① $a < b < c$ ② $a < c < b$ ③ $b < a < c$
 ④ $b < c < a$ ⑤ $c < a < b$ ⑥ $c < b < a$

[Answer Sheet]

Answer within this range.

| | | | | | | | | | | |
|---|---|---|---|---|---|---|---|---|---|---|
| H | ⊖ | ① | ② | ● | ④ | ⑤ | ⑥ | ⑦ | ⑧ | ⑨ |
|---|---|---|---|---|---|---|---|---|---|---|

Since the choices for question \boxed{H} are from ① to ⑤, the minus sign ⊖ or the choices from ⑥ to ⑨ are not applicable.

14. Past EJU Questions

Books containing the questions that appeared in past examinations are sold at the Japanese language studies corner of major bookstores throughout Japan. They may also be viewed at EJU Overseas Representatives, JASSO Overseas offices (JASSO Japan Educational Information Centers), etc. Please browse our website for details.

Some of the past examination questions are published on our website.

◆EJU Question Booklet (Publication)



◆Past exam questions



15. EJU Online Score Confirmation Procedure

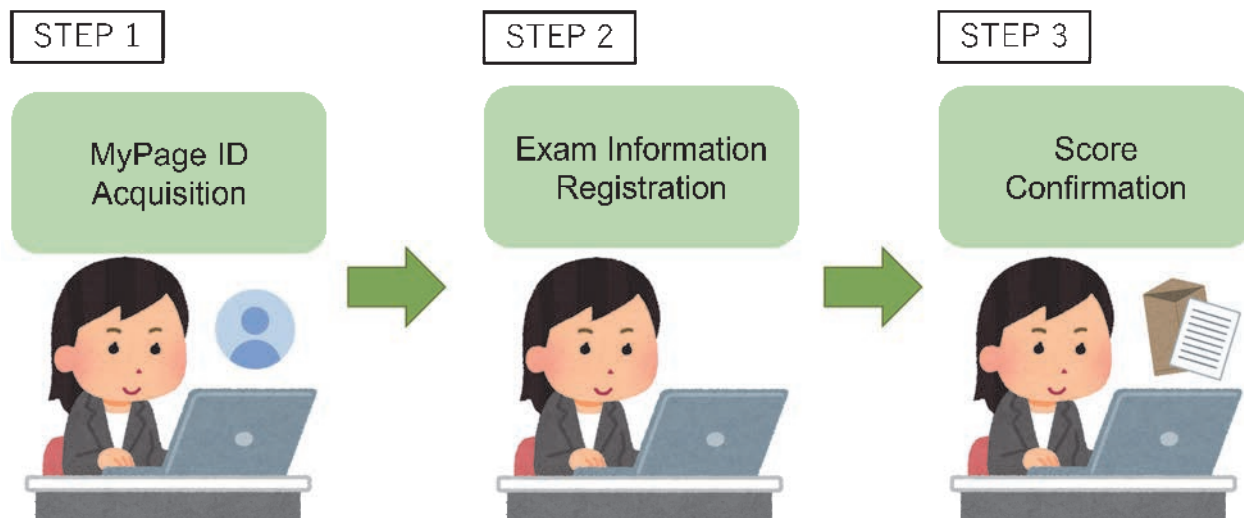
Creating a My Page on the following EJU Online [Score Confirmation Exclusive Page] makes it possible to confirm scores online.

* Paper 'Score Report' is not be issued from FY2025.

* When My Page of [Score Confirmation Exclusive Page] have been created for past examinations, the same ID may be used to access and confirm your scores.

In such cases, there is no need to create a new My Page.

* The screen capture is an image. They may change in the future.



EJU Online offers the following two pages, but please use [Score confirmation page].

[Application/Score confirmation page] is limited for examinees in Japan.

[Score confirmation page]

For examinees in Japan

Use this page.

[Application/Score confirmation page]

For examinees in Japan

This page is not used.

STEP1 How to Obtain Your My Page ID

(You can obtain your My Page ID at any time.)

Access Score Confirmation Exclusive Page.



(PC Screen)

EJUオンライン EJU 成績確認専用ページ / Score Confirmation Exclusive Page [よくある質問 \(FAQ\)](#)

ログイン/ Login
日本国内団体（一括登録方式）で出願した方、日本国外で受験した方の成績確認専用ページです。
A score confirmation exclusive page for those who made group application (batch registration format) in Japan, and those who took the exam outside Japan.

| ● 成績確認専用マイページIDがある人 / Person who has "MyPageID" to confirm the score. | ● 成績確認専用マイページIDの取得 / Get "MyPageID" to confirm the score. |
|--|---|
| <p>マイページID / MyPageID <input type="text"/></p> <p>パスワード / Password <input type="password"/></p> <p>ログイン / Login</p> <p>※マイページIDを忘れたときはこちら Forgot your "MyPageID"? Click here.</p> <p>※パスワードを忘れたときはこちら Forgot your password? Click here.</p> <p>④ 成績確認専用ページのため、このページからは出願できません。 ⑤ 出願：日本国内受験者 の成績確認：個人出願者及び団体出願者（個人出願集約方式） ※⑤は「EJUオンライン」出願・成績確認ページ から手続してください。</p> | <p>A</p> <p>B</p> <p>マイページIDを取得する前に、まずこちらで「手続きの流れを確認してください。」 How to get MyPage ID for score confirmation. 成績確認の流れをこちらから確認してください。 Score Confirmation Procedure.</p> <p>成績確認をする方はこちらから マイページIDを取得してください。 Click here to get MyPage ID for score confirmation.</p> <ul style="list-style-type: none">・団体出願者（一括登録方式） Group application examinees (batch registration format)・国外受験者 Overseas examinees |

(Smartphone Screen)

● 成績確認専用マイページIDの取得 / Get "MyPageID" to confirm the score.

A

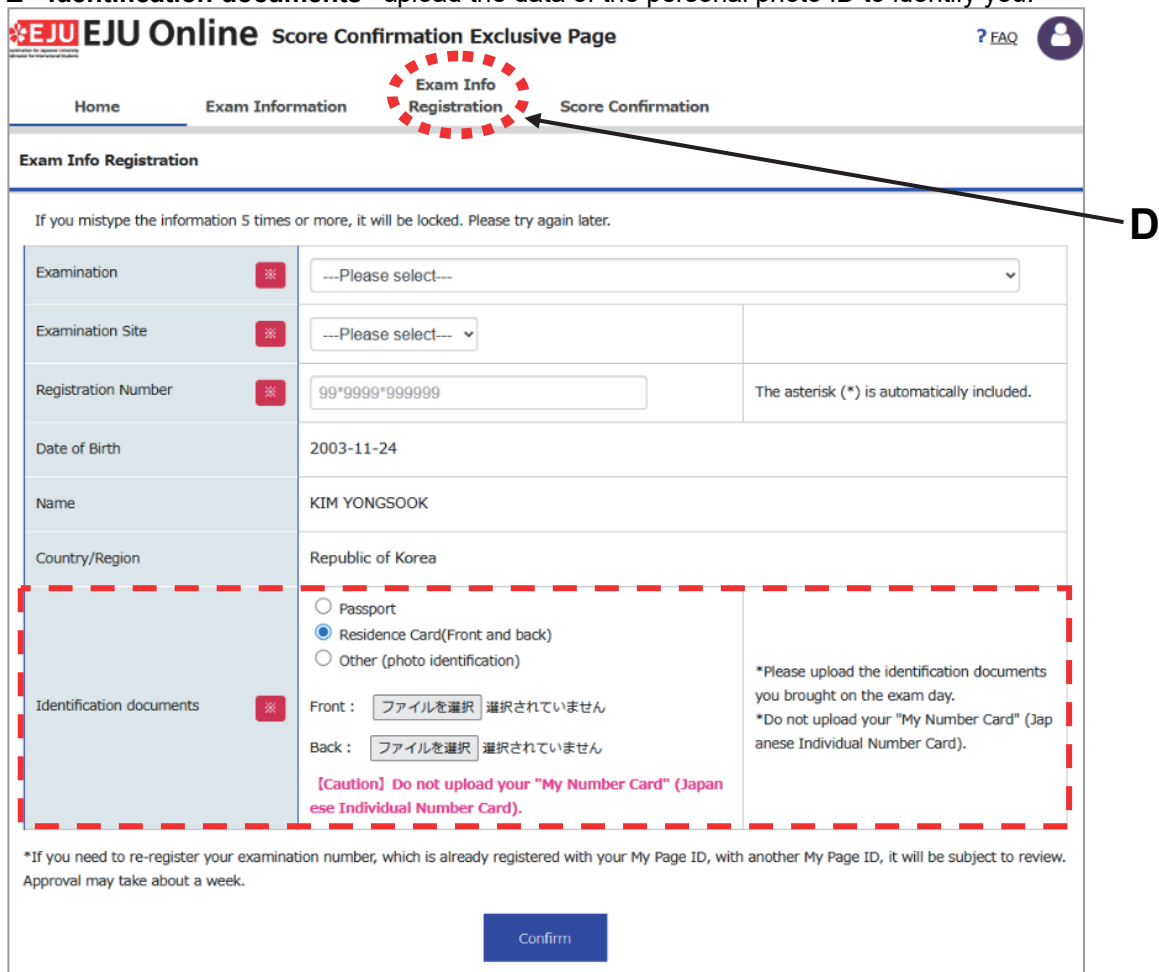
マイページIDを取得する前に、まずこちらで
手続きの流れを確認してください。
[How to get MyPage ID for score confirmation.](#)
[成績確認の流れをこちらから確認してください。](#)
[Score Confirmation Procedure.](#)

B

成績確認をする方はこちらから
マイページIDを取得してください。
Click here to get MyPage ID for score confirmation.

- Click **A** [**How to get MyPage ID for score confirmation.**] and confirm the operation method and other details.
- Click the **B** button and follow the instructions on the screen, enter the required information (name, date of birth, e-mail address, etc.).
- The URL of My Page registration-use will be sent to the e-mail address which is registered. Click on the URL appearing in the e-mail message, and input the registered password. After authentication, your My Page ID registration is completed.
- Your My Page ID will be sent to the registered e-mail address. Use the My Page ID appearing in the e-mail message and the registered password to log on.

- c. Select **D "Exam Info Registration"** from the menu and enter the "Examination Name", the "Examination Site", and your "Examination Registration Number" of the exam which you want to confirm the score for.
- d. **E "Identification documents"** upload the data of the personal photo ID to identify you.



EJU Online Score Confirmation Exclusive Page

Home Exam Information **Exam Info Registration** Score Confirmation

Exam Info Registration

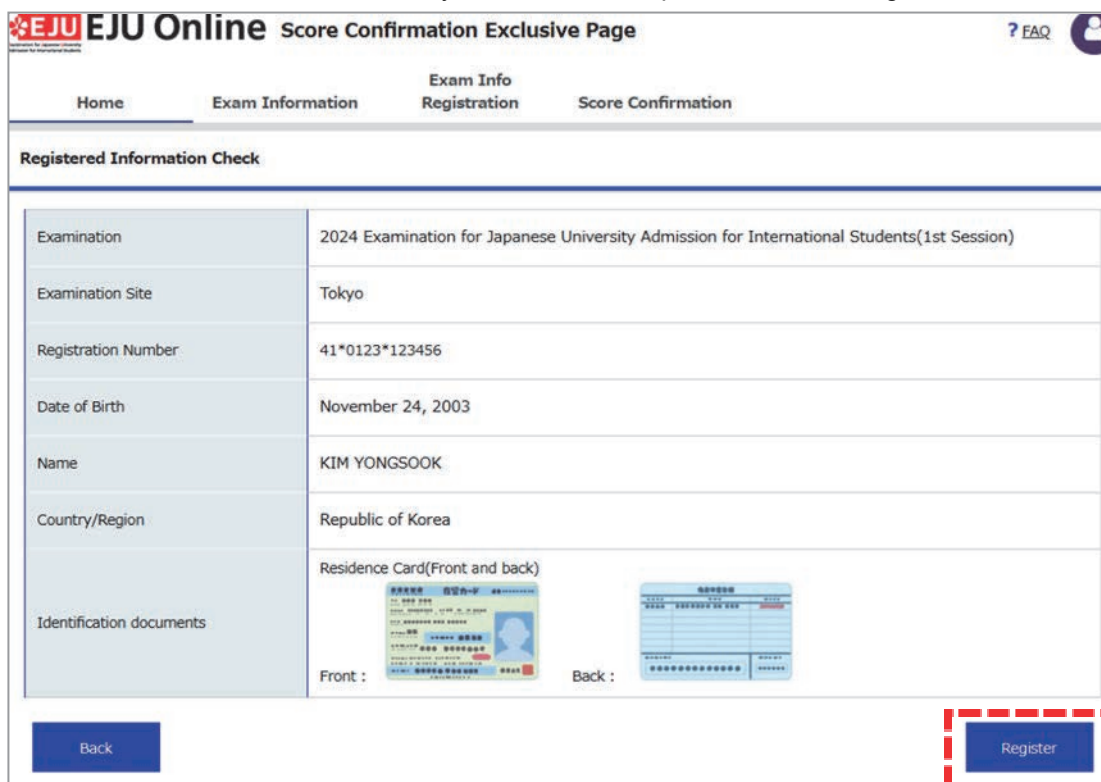
If you mistype the information 5 times or more, it will be locked. Please try again later.

| | | | |
|--------------------------|---|---|---|
| Examination | ※ | ---Please select--- | |
| Examination Site | ※ | ---Please select--- | |
| Registration Number | ※ | 99*9999*999999 | The asterisk (*) is automatically included. |
| Date of Birth | | 2003-11-24 | |
| Name | | KIM YONGSOOK | |
| Country/Region | | Republic of Korea | |
| Identification documents | ※ | <input type="radio"/> Passport <input checked="" type="radio"/> Residence Card(Front and back) <input type="radio"/> Other (photo identification) Front : ファイルを選択 選択されていません Back : ファイルを選択 選択されていません [Caution] Do not upload your "My Number Card" (Japanese Individual Number Card). *Please upload the identification documents you brought on the exam day. *Do not upload your "My Number Card" (Japanese Individual Number Card). | |

*If you need to re-register your examination number, which is already registered with your My Page ID, with another My Page ID, it will be subject to review. Approval may take about a week.

Confirm



- e. If there is an information that matches with the data you have entered, a confirmation screen will be displayed. If there are no errors in the information you have entered, please click on "Register".



EJU Online Score Confirmation Exclusive Page

Home Exam Information Exam Info Registration Score Confirmation

Registered Information Check

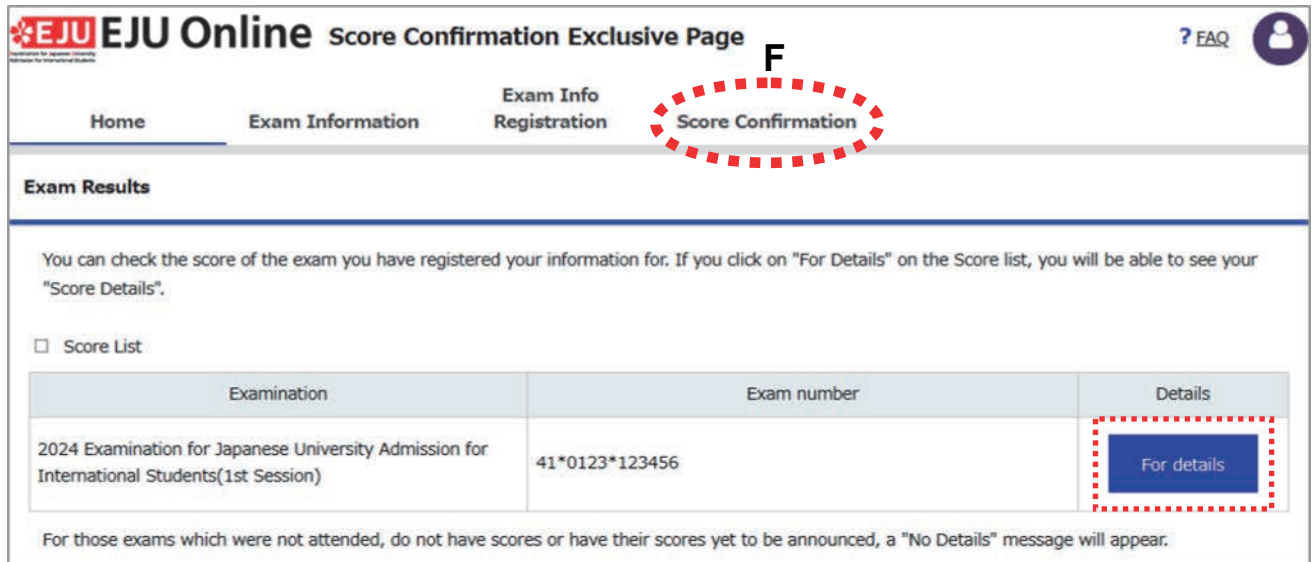
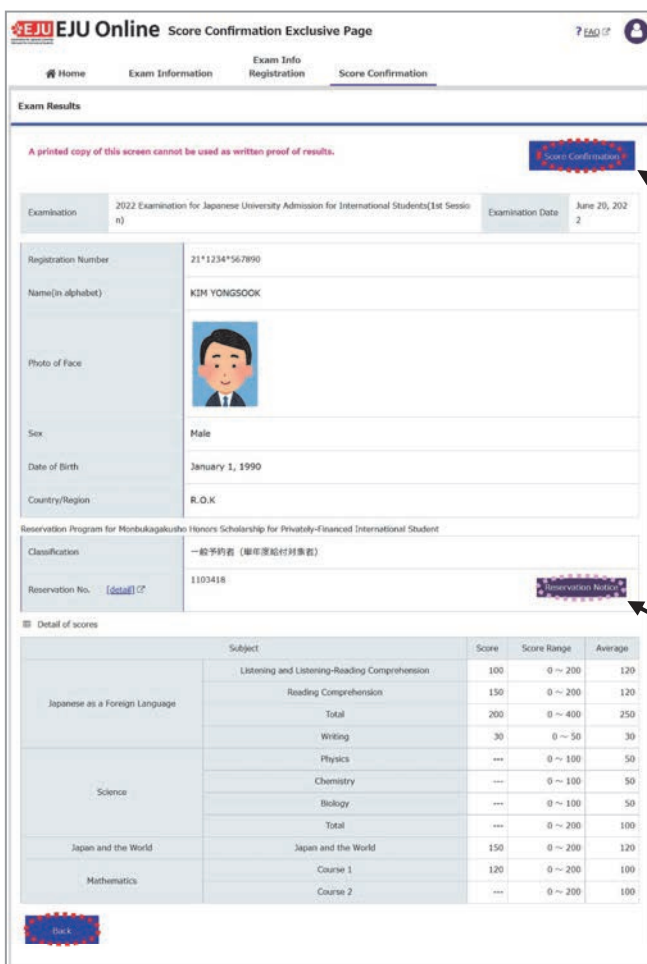
| | |
|--------------------------|--|
| Examination | 2024 Examination for Japanese University Admission for International Students(1st Session) |
| Examination Site | Tokyo |
| Registration Number | 41*0123*123456 |
| Date of Birth | November 24, 2003 |
| Name | KIM YONGSOOK |
| Country/Region | Republic of Korea |
| Identification documents | Residence Card(Front and back) Front :  Back :  |

Back Register

STEP3 Score Confirmation

(You can check the score from 10:00 a.m. Japan time on the day.)

- Log in to your EJU Online Score confirmation exclusive page.
- Click on **F “Score Confirmation”** from the menu.
- A list of examination name which you have taken will be displayed.
Click on “For details” button in the list to display the scores

You will be able to download 'Score Confirmation Reports' as PDF.

* 'Score Confirmation Reports' is for the examinee's own verification of the score and does not prove the result of the examination.

Applicants selected as reservation holders will be able to download Reservation Notice for Monbukagakusho Honors Scholarship for Privately-Financed International Students.

16. Reservation Program for Monbukagakusho Honors Scholarship for Privately-Financed International Students

JASSO offers Monbukagakusho Honors Scholarship for Privately-Financed International Students (Hereinafter called JASSO Scholarship) who attend a university or other institution of higher education in Japan. JASSO sponsors a reservation program for privately financed international students who achieve a superior score on EJU, and enroll as regular students in a university undergraduate school, a junior college, college of technology (3rd grade or upper), or a professional training college in Japan.

For more information on the reservation program, refer to the following JASSO website.

- ◆ Reservation Program for Monbukagakusho Honors Scholarship for Privately-Financed International Students
https://www.jasso.go.jp/en/ryugaku/scholarship_j/shoreihi/yoyaku_eju/index.html



(1) Eligibility

Applicants taking the EJU 1st session in June 2025 or 2nd session in Nov. 2025 by any of the following eight subject test combinations, and enrolling as regular students (excluding research students, trainees, non-degree students, auditing students, etc.) in a university undergraduate school, a junior college, a college of technology (3rd grade or upper), or a professional training college in Japan between the period indicated in **(5) Enrollment Period and Duration of Scholarship**.

[Eight EJU subject test combinations]

- [1] Japanese as a Foreign Language only
- [2] Japanese as a Foreign Language and Mathematics (Course 1 or 2)
- [3] Japanese as a Foreign Language, Mathematics (Course 1 or 2) and Science
- [4] Japanese as a Foreign Language, Mathematics (Course 1 or 2) and Japan & the World
- [5] Japanese as a Foreign Language and Science
- [6] Japanese as a Foreign Language and Japan & the World
- [7] Mathematics (Course 1 or 2) and Science
- [8] Mathematics (Course 1 or 2) and Japan & the World

Those taking the English version of Mathematics (Course 1 or 2), Science, or Japan & the World tests are also eligible to apply.

Note 1: Those enrolling in a graduate school is not eligible.

Note 2: If a particular subject test combination is taken by a very small number of examinees, there may be cases when no reservation holders will be selected from that group.

Note 3: Applicants will be considered for selection on the basis of the subjects they indicated on their EJU application form, regardless of whether they took those subject tests or not.

(2) Scholarship Monthly Stipend

JPY 48,000 (The amount is subject to change each academic year.)

(3) Selection

Applicants whose EJU score is in the top rank among candidates will be reservation holders for this scholarship.

a. Applicants with superior score at overseas exam site

Those who achieved superior score for each subject test combination indicated in **(1) Eligibility** at overseas exam site will be selected as reservation holders with qualification for potential extension of scholarship duration.

b. Applicants with good score regardless of the exam site of EJU

Those who achieved good score for each subject test combination indicated in **(1) Eligibility** will be selected as reservation holders for single year scholarship.

(4) Application Procedure

In order to apply for this reservation program, examinees need to mark a circle in the designated box on the EJU application form.

(5) Enrollment Period and Duration of Scholarship

Duration of Scholarship depends on the enrollment period.

a. Reservation holders with qualification for potential extension of scholarship duration

| EJU | Enrollment Period | Duration of Scholarship |
|------------------------------------|-------------------|-------------------------|
| EJU 1st session in June 2025 | 2025/5~2025/10 | 2025/10~2026/3 |
| | 2025/11~2026/4 | 2026/4~2027/3 |
| | 2026/5~2026/10 | 2026/10~2027/3 |
| | 2026/11~2027/4 | 2027/4~2028/3 |
| EJU 2nd session in Nov. 2025 | 2025/11~2026/4 | 2026/4~2027/3 |
| | 2026/5~2026/10 | 2026/10~2027/3 |
| | 2026/11~2027/4 | 2027/4~2028/3 |
| | 2027/5~2027/10 | 2027/10~2028/3 |

*Duration of scholarship may be extended until completing their course of study. For more details, refer to “Extension of duration until completing your course of study for Reservation Program for Monbukagakusho Honors Scholarship for Privately-Financed International Students (PDF)” on JASSO website.

b. Reservation holders for single year scholarship

| EJU | Enrollment Period | Duration of Scholarship |
|------------------------------------|-------------------|-------------------------|
| EJU 1st session in June 2025 | 2025/5~2025/10 | 2025/10~2026/3 |
| | 2025/11~2026/4 | 2026/4~2027/3 |
| EJU 2nd session in Nov. 2025 | 2025/11~2026/4 | 2026/4~2027/3 |
| | 2026/5~2026/10 | 2026/10~2027/3 |

(6) Notification of the Selection Results

Applicants selected as reservation holders will be able to download Reservation Notice for Monbukagakusho Honors Scholarship for Privately-Financed International Students (hereinafter Reservation Notice) from “My Page” on EJU Online. Reservation Notice can be downloaded from the end of August for the 1st session and the end of January for the 2nd session. Please refer to **11.Score Report** about EJU Online.

Their examination registration numbers can be confirmed on JASSO website regarding this Reservation Program.

(7) Scholarship Application

In order to receive scholarship, reservation holders need to notify JASSO about the school they will enroll in and submit the copy of their Reservation Notice to their school. They will be recommended by the school if you meet **(9) Scholarship Recipient Requirements** and approved as scholarship recipients by JASSO.

(8) Cancellation of Entitlement

Scholarship reservation will be cancelled if any of the following circumstances occurs.

- a. The reservation holders include false information or faults due to gross negligence in the application documents.
- b. The reservation holders fail to enroll in a university undergraduate school, a junior college, college of technology (3rd grade or upper), or a professional training college in Japan during enrollment periods indicated in **(5) Enrollment Period and Duration of Scholarship**.
- c. The reservation holders become disqualified in any other aspect.

(9) Scholarship Recipient Requirements (as of July 2025)

To receive scholarship, a reservation holder must meet all of the following requirements.

- a. The student must have the status of residence of “Student” as defined in Appendix 1 to the Immigration Control and Refugee Recognition Act (Cabinet Order No. 319 of October 4, 1951), and may not be a Japanese Government (Monbukagakusho: MEXT) Scholarship Student or a foreign state-sponsored student as defined in the Guidelines for Implementation of the Japanese Government (MEXT) Scholarship (Program) (established by the Minister of Education on March 31, 1954).
- b. The student must be enrolled as a regular student at a university undergraduate school, a junior college, a college of technology (3rd grade or upper), or a professional training college in Japan.
- c. The student must meet the grade point average and language skills required for the scholarship awarding year.
- d. The student must have intention to cooperate to the survey of academic and career status conducted by JASSO.
- e. The allowance sent from the student’s private funding source may not exceed, on average, JPY90,000 per month (excluding admission and tuition fees).
- f. The annual income of a student’s supporter residing in Japan may not exceed JPY5,000,000.
- g. The student who does not receive scholarship from another organization that does not allow its recipient to hold JASSO Scholarship.
- h. The student who does not receive Student Exchange Support Program (Scholarship for Short-term Study in Japan), etc. by JASSO.
- i. The student should report to the international student affairs office at school once a month, in order to confirm the official record of attendance.

(10) Termination of Disbursements under the Reservation Program

Scholarship payments may be terminated after enrollment if any of the following situations occurs and the President of JASSO deems that termination is necessary.

- a. The student no longer fulfills all of requirements a. to h. in **(9) Scholarship Recipient Requirements**.
- b. The student’s status of residence changes to a status other than “Student.”
- c. The student transfers to another school or withdraws from school.
- d. The student’s school reports that the student’s academic standing, etc. is extremely poor.
- e. The student is determined to have provided false information in the submitted documents, etc.
- f. The student is suspended or expelled from school, or is subjected to other punishments by the school.
- g. The student fails to meet scholarship requirements/eligibility in any other situation.

(11) Other

Reservation holders who enroll as regular students at an institution that does not use EJU scores in its admission process remain eligible to request for their scholarship as long as they enroll in a university undergraduate school, a junior college, a college of technology (3rd grade or upper), or a professional training college in Japan.

17. 受付窓口（問い合わせ）Application offices(Inquiries)

| | |
|---|---|
| <p>インド India</p> <p>インド文部省留学生協会（MOSA I） Mombusho Scholars Association of India (MOSAI) 104 (1st Floor), New Delhi House 27, Barakhamba Road New Delhi 110001 TEL: 011-43520326, 011-43520327, 011-43520328 E-mail: mosai.india@gmail.com</p> | <p>インドネシア（ジャカルタ）Indonesia (Jakarta)</p> <p>インドネシア大学 日本研究センター Center for Japanese Studies, Universitas Indonesia Pusat Studi Jepang, Kampus UI Depok, Depok 16424 TEL: 021-786-3547 E-mail: ejuindonesia.jakarta@gmail.com</p> |
| <p>インドネシア（スラバヤ）Indonesia (Surabaya)</p> <p>国際文化交流センター International Multicultural Center (I'Mc Center) Lotus Regency Ketintang Baru Selatan Street 1A/23 (F7), Surabaya 60235 TEL: 031-829-9052 E-mail: info@imccsub.com</p> | <p>韓国（ソウル）Republic of Korea (Seoul)</p> <p>社団法人 韓日協会 Korean Japanese Association 709 Doosan Bearstel, 381 Gangnam-daero, Seocho-gu, Seoul, 06620 TEL: 02-3452-5999 E-mail: koja@koja.or.kr</p> |
| <p>韓国（プサン）Republic of Korea (Busan)</p> <p>社団法人 釜山韓日交流センター Center of Korea-Japan Exchange, Busan 10F, 1015, 312, Suyeong-ro, Nam-gu, Busan, 48508, Republic of Korea TEL: 051-610-0900 E-mail: busan@kopan.or.kr</p> | <p>シンガポール Singapore</p> <p>シンガポール日本文化協会 The Japanese Cultural Society, Singapore Midland House, 112 Middle Road 05-00 188970 TEL: 6338-3428 E-mail: culture@jcsc.org.sg</p> |
| <p>スリランカ Sri Lanka</p> <p>スリランカ日本語教育協会(JLEA) Japanese Language Education Association (JLEA) ※JASTECA 傘下(Part of JASTECA) Sri Lanka Japan Cultural Centre No.4, Bala Tampoe Lane, Colombo 3 TEL: 011-2331894 E-mail: jleagen@gmail.com</p> | <p>タイ（バンコク）Thailand (Bangkok)</p> <p>タイ国元日本留学生協会（O J S A T）パホンヨーティン本部 Old Japan Students' Association, Thailand (OJSAT) Head Office Phaholyothin Place Building, room no. 408/65, 16th Floor, Phaholyothin Rd., Phayathai, Bangkok 10400 TEL: 02-357-1241-5 E-mail: admin@ojsat.or.th</p> |
| <p>タイ（チェンマイ）Thailand (Chiang Mai)</p> <p>タイ国元日本留学生協会（O J S A T）北部支部 Old Japan Students' Association, Thailand (OJSAT) Northern Region Office 3/3 Samlan Road, T. Phrasing A.Muang Chiang Mai 50200 TEL: 053-272-331 E-mail: ojsatn@gmail.com</p> | <p>台湾 Taiwan</p> <p>財団法人 語言訓練測驗中心 綜合測驗処第一科 General Testing Department Div.1, The Language Training & Testing Center 170 Xin -Hai Road, Section 2, Taipei 106032 TEL: 02-2365-5050（分機 259） E-mail: eju@lrtc.ntu.edu.tw</p> |
| <p>フィリピン Philippines</p> <p>デ・ラ・サール大学セントベニール校 アドミッションセンター De La Salle-College of Saint Benilde (Office of Institutional Effectiveness and Research) 2544 Taft Avenue, Manila TEL: 02-8230-5100(ext 1811) E-mail: jasso@benilde.edu.ph</p> | <p>ベトナム（ハノイ）Vietnam (Hanoi)</p> <p>ハノイ貿易大学 日本語学部 Faculty of Japanese, Foreign Trade University R.301, B Building, No. 91, Chua Lang Road, Lang Thuong, Dong Da, Hanoi TEL: 024-3775-4692(EXT566) E-mail: khoatiengnhath@ftu.edu.vn</p> |

| | |
|--|---|
| ベトナム (ホーチミン) Vietnam (Ho Chi Minh City) | 香港 Hong Kong |
| <p>ホーチミン市社会科学人文大学 国際協力部 Office of External Relations and Research Affairs, University of Social Sciences & Humanities, Vietnam National University Ho Chi Minh City 10-12 Dinh Tien Hoang St., Ben Nghe Ward, District 1, Ho Chi Minh City</p> <p>TEL: 028-38- 22-1910 E-mail: era@hcmussh.edu.vn</p> | <p>香港日本文化協会 The Japan Society of Hong Kong</p> <p>Unit No. 207-11, 2/F, Prosperity Millennia Plaza, 663 King's Road, North Point, Hong Kong TEL: 2537- 3797 E-mail: info@japansociety.org.hk</p> |
| マレーシア Malaysia | ミャンマー Myanmar |
| <p>マレーシア元留日学生協会 (JAGAM) Japan Graduates' Association of Malaysia (JAGAM) No. 603, Block F, Pusat Dagangan Phileo Damansara 1, Jalan 16/11, Seksyen 16, 46350 Petaling Jaya, Selangor, Malaysia TEL: 03-7955-4312 E-mail: jagamjcb@yahoo.com</p> | <p>ミャンマー元日本留学生協会 (MAJA) Myanmar Association of Japan Alumni (MAJA) No.2B(4), Snow Garden Housing, Thu Mingalar Road, Hnin Si Gone(A) Ward, Thingangyun Township, Yangon, Myanmar. TEL: 09-262602121, 09-428612151, 09-428613848 E-mail: maja.ygn@gmail.com</p> |
| モンゴル Mongolia | |
| <p>モンゴル日本語教師会 Mongoliin Yapon Helnii Bagsh Nariin Holboo Japan Club, 2nd Floor, The Mongolia-Japan Center, Ulaanbaatar TEL: 011-310879 E-mail: burd202000@yahoo.co.jp</p> | |

18. 国・地域コード表 Code numbers of countries/regions

日本留学試験の実施国・地域 Countries/regions where EJU is administered

| コード番号 Code Number | 国・地域名 Country/Region | コード番号 Code Number | 国・地域名 Country/Region |
|----------------------|-------------------------|----------------------|-------------------------|
| AS08 | インド | AS20 | フィリピン |
| AS09 | インドネシア | AS25 | ベトナム |
| AS10 | 韓国 | AS07 | 香港 |
| AS21 | シンガポール | AS13 | マレーシア |
| AS22 | スリランカ | AS16 | ミャンマー |
| AS24 | タイ | AS15 | モンゴル |
| AS23 | 台湾 | | |

| Code Number | 国・地域名 | Country/Region | Code Number | 国・地域名 | Country/Region |
|----------------------|----------|--------------------------|-------------|--------|-------------------|
| 【アフリカ AFRICA】 | | | AF15 | エジプト | Egypt |
| AF01 | アルジェリア | Algeria | AF16 | 赤道ギニア | Equatorial Guinea |
| AF02 | アンゴラ | Angola | AF17 | エリトリア | Eritrea |
| AF03 | ベナン | Benin | AF18 | エチオピア | Ethiopia |
| AF04 | ボツワナ | Botswana | AF19 | ガボン | Gabon |
| AF05 | ブルキナファソ | Burkina Faso | AF20 | ガンビア | Gambia |
| AF06 | ブルンジ | Burundi | AF21 | ガーナ | Ghana |
| AF07 | カメルーン | Cameroon | AF22 | ギニア | Guinea |
| AF08 | カーボベルデ | Cabo Verde | AF23 | ギニアビサウ | Guinea-Bissau |
| AF09 | 中央アフリカ | Central African Republic | AF24 | ケニア | Kenya |
| AF10 | チャド | Chad | AF25 | レソト | Lesotho |
| AF11 | コモロ | Comoros | AF26 | リベリア | Liberia |
| AF12 | コンゴ共和国 | Congo [Brazzaville] | AF27 | リビア | Libya |
| AF13 | コートジボワール | Côte d'Ivoire | AF28 | マダガスカル | Madagascar |
| AF14 | ジブチ | Djibouti | AF29 | マラウイ | Malawi |

| Code Number | 国・地域名 | Country/Region | Code Number | 国・地域名 | Country/Region |
|-------------|------------|--------------------------|-------------|---------------------|--------------------------------|
| AF30 | マリ | Mali | AM25 | ホンジュラス | Honduras |
| AF31 | モーリタニア | Mauritania | AM26 | ジャマイカ | Jamaica |
| AF32 | モーリシャス | Mauritius | AM27 | マルチニーク島 | Martinique |
| AF33 | モロッコ | Morocco | AM28 | メキシコ | Mexico |
| AF34 | モザンビーク | Mozambique | AM30 | ニカラグア | Nicaragua |
| AF35 | ナミビア | Namibia | AM31 | パナマ | Panama |
| AF36 | ニジェール | Niger | AM32 | パラグアイ | Paraguay |
| AF37 | ナイジェリア | Nigeria | AM33 | ペルー | Peru |
| AF38 | ルワンダ | Rwanda | AM34 | プエルトリコ | Puerto Rico |
| AF39 | サントメ・プリンシペ | Sao Tome and Principe | AM35 | セントクリストファー・ネービス | St. Christopher and Nevis |
| AF40 | セネガル | Senegal | AM36 | セントルシア | St. Lucia |
| AF41 | セーシェル | Seychelles | AM37 | セントビンセント及びグレナディーン諸島 | St. Vincent and the Grenadines |
| AF42 | シエラレオネ | Sierra Leone | AM38 | スリナム | Suriname |
| AF43 | ソマリア | Somalia | AM39 | トリニダード・トバゴ | Trinidad and Tobago |
| AF44 | 南アフリカ | Republic of South Africa | AM40 | アメリカ | U.S.A. |
| AF45 | スーダン | Sudan | AM41 | ウルグアイ | Uruguay |
| AF46 | エスワティニ | Eswatini | | | |
| AF47 | タンザニア | Tanzania | | | |

| | | | | | |
|-----------------|--------------|---------------------|------------|----------|---|
| AF48 | トーゴ | Togo | AM42 | ベネズエラ | Venezuela |
| AF49 | チュニジア | Tunisia | AM43 | 英領バージン諸島 | Virgin Islands, British |
| AF50 | ウガンダ | Uganda | AM44 | 米領バージン諸島 | Virgin Islands, U.S. |
| AF51 | コンゴ民主共和国 | Congo〔Kinshasa〕 | 【アジア ASIA】 | | |
| AF52 | ザンビア | Zambia | | | |
| AF53 | ジンバブエ | Zimbabwe | | | |
| AF54 | 南スーダン | South Sudan | | | |
| 【アメリカ AMERICAS】 | | | | | |
| AM01 | アンティグア・バーブーダ | Antigua and Barbuda | AS01 | アフガニスタン | Afghanistan |
| AM02 | アルゼンチン | Argentina | AS02 | バングラデシュ | Bangladesh |
| AM03 | バハマ | Bahamas | AS03 | ブータン | Bhutan |
| AM04 | バルバドス | Barbados | AS04 | ブルネイ | Brunei |
| AM05 | ベリーズ | Belize | AS05 | カンボジア | Cambodia |
| AM06 | バミューダ諸島 | Bermuda | AS06 | 中国 | China |
| AM07 | ボリビア | Bolivia | AS07 | 香港 | Hong Kong |
| AM08 | ブラジル | Brazil | AS08 | インド | India |
| AM09 | カナダ | Canada | AS09 | インドネシア | Indonesia |
| AM10 | ケイマン諸島 | Cayman Islands | AS10 | 韓国 | Republic of Korea (South Korea) |
| AM11 | チリ | Chile | AS11 | ラオス | Laos |
| AM12 | コロンビア | Colombia | AS12 | マカオ | Macau |
| AM13 | ドミニカ国 | Dominica | AS13 | マレーシア | Malaysia |
| AM14 | コスタリカ | Costa Rica | AS14 | モルディブ | Maldives |
| AM15 | キューバ | Cuba | AS15 | モンゴル | Mongolia |
| AM16 | ドミニカ共和国 | Dominican Republic | AS16 | ミャンマー | Myanmar |
| AM17 | エクアドル | Ecuador | AS17 | ネパール | Nepal |
| AM18 | エルサルバドル | El Salvador | AS18 | 北朝鮮 | Democratic People's Republic of Korea (North Korea) |
| AM19 | 仏領ギアナ | French Guiana | AS19 | パキスタン | Pakistan |
| AM20 | グレナダ | Grenada | AS20 | フィリピン | Philippines |
| AM21 | グアドループ島 | Guadeloupe | AS21 | シンガポール | Singapore |
| AM22 | グアテマラ | Guatemala | AS22 | スリランカ | Sri Lanka |
| AM23 | ガイアナ | Guyana | AS23 | 台湾 | Taiwan |
| AM24 | ハイチ | Haiti | AS24 | タイ | Thailand |
| | | | AS25 | ベトナム | Viet Nam |
| | | | AS26 | 東ティモール | Timor-Leste |

| Code Number | 国・地域名 | Country/Region | Code Number | 国・地域名 | Country/Region |
|-------------------------|-------|----------------|-------------|---------|----------------|
| 【中東 MIDDLE EAST】 | | | EU12 | フランス | France |
| ME01 | バーレーン | Bahrain | EU13 | ドイツ | Germany |
| ME03 | イラン | Iran | EU14 | イギリス | U.K. |
| ME04 | イラク | Iraq | EU15 | ギリシャ | Greece |
| ME05 | イスラエル | Israel | EU16 | グリーンランド | Greenland |
| ME06 | ヨルダン | Jordan | EU17 | ハンガリー | Hungary |
| ME07 | クウェート | Kuwait | EU18 | アイスランド | Iceland |
| ME08 | レバノン | Lebanon | EU19 | アイルランド | Ireland |
| ME09 | オマーン | Oman | EU20 | イタリア | Italy |
| ME10 | カタール | Qatar | EU21 | ラトビア | Latvia |

| | | | | | |
|-------------------------------|--------------|--------------------------|---------------------|-----------|-----------------|
| ME11 | サウジアラビア | Saudi Arabia | EU22 | リヒテンシュタイン | Liechtenstein |
| ME12 | シリア | Syria | EU23 | リトアニア | Lithuania |
| ME13 | トルコ | Turkey | EU24 | ルクセンブルク | Luxembourg |
| ME14 | アラブ首長国連邦 | U.A.E. | EU25 | 北マケドニア | North Macedonia |
| ME15 | イエメン | Yemen | EU26 | マルタ | Malta |
| ME16 | パレスチナ自治政府 | Palestinian Authority | EU27 | モナコ | Monaco |
| 【大洋州地域 PACIFIC REGION】 | | | EU28 | オランダ | Netherlands |
| PA01 | 米領サモア | American Samoa | EU29 | ノルウェー | Norway |
| PA02 | オーストラリア | Australia | EU30 | ポーランド | Poland |
| PA03 | フィジー | Fiji | EU31 | ポルトガル | Portugal |
| PA04 | 仏領ポリネシア | French Polynesia | EU32 | ルーマニア | Romania |
| PA05 | グアム | Guam | EU33 | サンマリノ | San Marino |
| PA06 | キリバス | Kiribati | EU34 | スロバキア | Slovakia |
| PA07 | 北マリアナ諸島 | Northern Mariana Islands | EU35 | スロベニア | Slovenia |
| PA08 | マーシャル | Marshall Islands | EU36 | スペイン | Spain |
| PA09 | ミクロネシア | Micronesia | EU37 | スウェーデン | Sweden |
| PA10 | ナウル | Nauru | EU38 | スイス | Switzerland |
| PA11 | ニューカレドニア | New Caledonia | EU39 | バチカン | Vatican |
| PA12 | ニュージーランド | New Zealand | EU40 | セルビア | Serbia |
| PA13 | パラオ | Palau | EU41 | モンテネグロ | Montenegro |
| PA14 | パプアニューギニア | Papua New Guinea | EU42 | コソボ | Kosovo |
| PA15 | サモア | Samoa | EU43 | キプロス | Cyprus |
| PA16 | ソロモン諸島 | Solomon Islands | 【NIS 諸国 NIS】 | | |
| PA17 | トンガ | Tonga | NS01 | アルメニア | Armenia |
| PA18 | ツバル | Tuvalu | NS02 | アゼルバイジャン | Azerbaijan |
| PA19 | バヌアツ | Vanuatu | NS03 | ベラルーシ | Belarus |
| PA20 | クック諸島 | Cook Islands | NS04 | ジョージア | Georgia |
| PA21 | ニウエ | Niue | NS05 | カザフスタン | Kazakhstan |
| 【ヨーロッパ EUROPE】 | | | NS06 | キルギス | Kyrgyz Republic |
| EU01 | アルバニア | Albania | NS07 | モルドバ | Moldova |
| EU02 | アンドラ | Andorra | NS08 | ロシア | Russia |
| EU03 | オーストリア | Austria | NS09 | タジキスタン | Tajikistan |
| EU04 | ベルギー | Belgium | NS10 | トルクメニスタン | Turkmenistan |
| EU05 | ボスニア・ヘルツェゴビナ | Bosnia and Herzegovina | NS11 | ウクライナ | Ukraine |
| EU06 | ブルガリア | Bulgaria | NS12 | ウズベキスタン | Uzbekistan |
| EU07 | クロアチア | Croatia | 【その他 OTHER】 | | |
| EU08 | チェコ | Czech Republic | NO01 | 無国籍 | No nationality |
| EU09 | デンマーク | Denmark | NO02 | その他 | Other |
| EU10 | エストニア | Estonia | NO03 | その他(日本) | Other(Japan) |
| EU11 | フィンランド | Finland | | | |



List of Schools Offering Pre-arrival Admission using EJU (SAMPLE)

As of 01 Jul. 2025

"Pre-arrival Admission" is a system to enable international students outside of Japan to secure admission to the higher educational institutions in Japan without having to go to Japan. The higher educational institutions printed below are those which utilize the "Examination for Japanese University Admission for International Students(EJU)" for their selection of international students in the intakes. This list will be updated periodically and changed constantly by JASSO. It would be advisable for international students to check directly with the higher educational institutions of their choice as well as those listed below for further information on the procedures of admission application.

- ◆ Please confirm Application Guidebooks of each schools for required documents other than EJU scores.
- ◆ Please convert [@] to @ when you send an e-mail.

| | | | | | | | | | | | | |
|--------------------------|---|---|---------|---|--------------------|--|----|----------------------------------|---|------------------------------|---------------------------|--|
| | JFL: Japanese as a Foreign Language Science (P: Physics C: Chemistry B: Biology JW: Japan and the World MT: Mathematics (1: Course1 2: Course2 any: free choice of Course1 or Course2) Japanese or English or any (for SC, JW and MT) | | | | | | | | | | | |
| Subject | | | | | | | | | | | | |
| Exam. Language | | | | | | | | | | | | |
| Faculty | Course | | Subject | | | | | Selection of subjects Remarks | Exam. Language | Exam. in outside of Japan | Reference | Inquiry |
| | JFL | P | C | B | Science Remarks | | JW | | | | | |
| Komaba University (駒場大学) | | | | | | | | | | | | |
| Education | O | | | | | | O | 1 | any | Online interview | Score of TOEFL® is needed | Admission Center +81-3-6407-XXXX nyushi@komaba.ac.jp |
| Economics | O | * | * | * | | | * | any | * either Science (2 subjects) or J&W | | | |
| Engineering | O | O | O | | | | | 2 | | | Japanese | |
| | O | O | | | + 1 subject | | | 2 | | | | |
| | O | O | O | O | 2 subjects | | | 2 | | | | |

◆Please confirm Application Guidebooks of each schools for required documents other than EJU scores.
◆Please convert [a] to @ when you send an e-mail.

【Subject】
Check the subjects that the school or department to which you are applying designates what you should take.

- Two science subjects must be taken from those designated by the school.
- For mathematics, check whether the school

【Exam. Language】
Some schools designate that the exam be taken in Japanese. Please confirm carefully.



◆ List of Schools Offering Pre-arrival Admission using EJU

受験願書の書き方 How to Fill in the Application Form

- 願書は4枚つづりで複写式になっています。

[A] に書いたものがそのまま複写され、受験票も複写されたものになりますので、必ずボールペンを使って力強く記入してください。

- 願書を提出した後で、その内容を変更することはできません。
- 願書に記入した後、必ずコピーを1枚とって、大切に保管しておいてください。あなたが何を記入したか確認するために必要です。
- 数字、ローマ字は、下の例のように書いてください。
- まちがえて記入したときは、横線でまちがえた部分を消して書き直してください。
- The application form consists of four pages. What you write in page [A] will be copied and your examination voucher will be one of the copies. Therefore, make sure you fill in the form using a ballpoint pen and sufficient pressure.
- After submission of the application form you cannot change what you have written on it.
- After filling in the application form, make sure you retain one copy and keep it safely. You will need this copy to confirm what you have written on the application form.
- Write numbers and letters of the Roman alphabet as instructed below.
- If you make a mistake, cross out the incorrect parts by drawing a line through them and correct them.

数字例 Number samples

| | | | | | | | | | |
|---|---|---|---|---|---|---|---|---|---|
| 1 | 2 | 3 | 4 | 5 | 6 | 7 | 8 | 9 | 0 |
|---|---|---|---|---|---|---|---|---|---|

ローマ字例 Letter samples from the Roman alphabet

| | | | | | | | | | | | | |
|---|---|---|---|---|---|---|---|---|---|---|---|---|
| A | B | C | D | E | F | G | H | I | J | K | L | M |
| N | O | P | Q | R | S | T | U | V | W | X | Y | Z |

- 名前はひとまずずつローマ字の大文字で書いてください。
ローマ字、(セリオド)、(ハイフン)、(アポストロフィ)以外は使用できません。
- パスポートなどの公的書類と同じスペルを書いてください。
- 左のますからつめて書いてください。
- もし名前が長くて記入しきれない場合は、途中でイニシャルにするなどして、30文字以内にしてください。
- To enter your name, write an upper case letter in each box (no more than 30 characters). You can only use Roman alphabet, period(.), hyphen(-) and apostrophe(').
- Spell out your name as written in official documents, such as a passport.
- Enter your name starting in the first space on the left.
- If there are not enough boxes to enter your name, fit your name within 30 characters by, for example, using only initials for your middle names.

- 漢字名のある人は、漢字の欄にも名前を記入してください。
- If you also have a name written in Chinese characters, enter this name in the space provided for Chinese characters below the boxes for the Roman alphabet.

- 生年月日(誕生日)を西暦で書いてください。数字が1けたの場合には、その数字の前に必ず「0」を書いてください。
- Enter your date of birth using the Gregorian calendar. When the number is one digit, make sure to place a "0" in front of the number.

【例】2004年5月30日生まれ [Example] Born on May 30, 2004

| | | | | | | | |
|---|---|---|---|---|---|---|---|
| 2 | 0 | 0 | 4 | 0 | 5 | 3 | 0 |
|---|---|---|---|---|---|---|---|

！月と日の順序を逆にしないよう注意してください。Please be careful not to reverse the order of month and day.

- 必ず英語で、略称ではなく正式名称を書いてください。
- Please write your official name in English without abbreviation.

- インドネシア、ベトナム及びタイの応募者のみ受験地に○をつけてください。
- Only for applicants in Indonesia, Thailand or Vietnam, circle the exam site.

- 実施年の下二桁と実施回数
- Enter the examination year

20 2 5 年 第 2

A

| | |
|--------------------------------------|--|
| 受験番号 Examination Registration No. | |
| 受験科目 Subject(s) | |

出題言語 (理科・総合科目・数)
Examination Language (for Science, J&W)

氏名 Name Spell out your name

S I P O L A N

漢字 Chinese Characters

生年月日 Date of Birth (yyyy/mm/dd)

国籍 Nationality

住所 Address

電話番号 Telephone Number

携帯電話番号 Mobile Phone Number

Eメールアドレス E-mail Address

在籍学校名と学年または職業
Name of School and Grade or Occupation

*インドネシア、ベトナム、タイの応募者
Applicants in Indonesia, Vietnam or Thailand

| | |
|------------------|---------------------|
| 受験地 Exam Site | インドネシア Indonesia |
| | ベトナム Vietnam |
| | タイ Thailand |

個人情報の取り扱いについては、受験案内
We will not disclose your personal information
administration of the EJU.

■ JASSU奨学金(文部科学省外国入国留学生奨学金)

(6 月は第 1 回、11 月は第 2 回)を記入してください。
 June and examination session (June is 1, November is 2).

第 1 回 日本留学試験 (EJU)

受験願書
 Application Form

記入しないでください ● Do not fill in these spaces.

| | | | |
|--|-----------------------|-------------------------------|-----------------------|
| 1 日本語 Japanese as a Foreign Language | 2 理科 Science | 3 総合科目 Japan and the World | 4 数学 Mathematics |
| <input type="radio"/> | <input type="radio"/> | <input type="radio"/> | <input type="radio"/> |
| 5 日本語 (Math) | 6 日本語 in Japanese | 7 英語 in English | |
| <input type="radio"/> | <input type="radio"/> | <input type="radio"/> | |

姓 Name (in alphabetical block letters as written in official documents, such as passport)

年 Year 0 0 4 月 Month 0 5 日 Day 3 0 性別 Sex 男 Male 女 Female ☐ ☐

国・地域コード Country/Region Code A S 1 0

EJU No.25, Depok, Jakarta, Indonesia

住所コード Address Code A S 0 9

21-786-3547

812-88774422

jasso@eju.or.jp

EJU School, 3rd year

国・地域コード Country/Region Code A S 1 0

JASSO奨学金
 *応募する人は右のわくに○を付けてください。
 JASSO Scholarship
 *Applicants need to mark a circle in the right box.

| | | | |
|------------------|-----------------------|---------------------------|-----------------------|
| ジャカルタ Jakarta | <input type="radio"/> | スラバヤ Surabaya | <input type="radio"/> |
| ハノイ Hanoi | <input type="radio"/> | ホーチミン Ho Chi Minh City | <input type="radio"/> |
| バンコク Bangkok | <input type="radio"/> | チェンマイ Chiang Mai | <input type="radio"/> |

顔写真についての注意事項 Instructions for your Photograph.

パスポート用写真の規格に準じた写真を使用してください。

Please submit a passport-style portrait photo (head and shoulders) on a plain white background.

- 6か月以内に正面から撮影した4cm × 3cmの顔写真の裏に、あなたの名前と生年月日を書いて、受験願書の決められた場所(3か所)にのりですっかりとはってください。写真を貼るのは、出願書類の ☐ A ☐ C ☐ D の3枚です。
- めがねをかけて受験する人は、めがねをかけた写真にしてください。
- 証明写真に不適当なものは認めません。
- あなた本人であることが確認できない場合、受験を認めないことがあります。
- Write your name and date of birth on the back of the photos of your face (4cm x 3cm), which must have been taken from the front within the last six months, and attach them firmly to the three designated frame on the application form with glue.
- Those who will sit the examination wearing glasses should put photos with glasses here.
- Photos which are inappropriate for certification will not be accepted.
- If you are not identified as an examinee you may not be allowed to sit the examination.
- Attach the photos to pages ☐ A, ☐ C and ☐ D of the application form.

不備となる写真の例 Examples of photographs which will be regarded as unacceptable

他の物や人が写っている、不鮮明、帽子着用、変形している、背景あり、スナップ写真、写真のサイズが大きすぎる(小さすぎる)、照明が眼鏡に反射している、カラーコピー、画像加工や画像処理を施したもの等

Containing another person or an object, out of focus, wearing a cap or hat, distorted image, containing background, a snapshot, size is too large or small, glass reflect the lights, color copies, a photo edited or photoshopped, etc.

- それぞれ該当するところを○で囲んでください。
 ※ 「理科」と「総合科目」の両方に○をつけてはいけません。
 ※ 「日本語」の試験だけ受験する人は、出題言語の欄には、○をつけないでください。
- Circle the appropriate items in each space.
 ※ Do not circle both "Science" and "Japan and the World".
 ※ Those who sit only the Japanese (as a Foreign Language) examination should make sure they do not circle the space for the examination language.

- 57 ページから 59 ページの表からあなたの国籍に該当する国・地域コードを記入してください。
- Enter your country/ Region Code that corresponds to your **nationality**. (see page 57-59)

- 57 ページから 59 ページの表からあなたの住所に該当する国・地域コードを記入してください。
 ※郵便番号ではありません。
- Enter your country/ Region Code that corresponds to your **address**. (see page 57-59)
 *It is not a postal code.

- 【学部レベル(大学学部、短期大学、高等専門学校(第3 学年以上)、専修学校専門課程)への進学希望者のみ】

JASSO 奨学金に応募する人は、右のわくに○を付けてください。

大学院に入学する場合は、予約者として JASSO 奨学金をもらうことはできません。

- (Only for applicants who wish to study at the undergraduate level: a university undergraduate school, a junior college, a college of technology (3rd grade and upper) or a special training college in Japan)

JASSO Scholarship Applicant needs to mark a circle in the right box. Those enrolling in a graduate school is not eligible to participate in this reservation program.