

14. Answering Method

(4) How to Answer for Japanese as a Foreign Language

The writing section

- ① Make sure you use an HB pencil to write the answer. You cannot use a ball-point pen or pen.
- ② Two themes will be given, select and answer either one. (You do not need to write the theme number which you selected on the answer sheet.)
- ③ Write the sentence using one square per one character from left to right

[Answer sheet]

	私	は	、	大	学	入	試	は	や	さ	し	く	し	て	、	卒	業	を	む
	ず	か	し	く			▶				

- ④ When correcting, completely erase characters using a plastic eraser so that no traces of the pencil remain. You must not use things such as white-out in place of an eraser.

The reading section

- ⑤ One of the row numbers 1 , 2 , 3 , ... is provided for each question in the question booklets. These numbers are also printed on the answer sheets, so blacken the one appropriate answer choice (① to ④) in the answer row with the same row number given in the corresponding question.

[Exercise]

問 いいことを言った人は、それを聞いた人の記憶について、どう考える傾向がありますか。

14

1. 覚えていなくても仕方ない。
2. 覚えているわけがない。
3. 数日なら覚えているだろう。
4. 覚えているものだ。

Row number



[Answer Sheet]

14	①	②	③	<input checked="" type="radio"/>
-----------	---	---	---	----------------------------------

The listening-reading section

- ⑥ Listen carefully to the audio recording because you can do so only once.
- ⑦ The listening-reading section consists of questions that require you to look at charts, pictures, or textual information. Although there are four possible answers on the question booklet, only one is correct. Select the answer you think is correct from the choices and blacken completely the corresponding number on the mark-sheet.

[Exercise]

(Audio recording)

学生がコンピュータの画面を見ながら先生の説明を聞いています。学生は今、画面のどの項目を選べばいいですか。

先生： えー、これから、この大学のコンピュータの使い方について説明します。

では、コンピュータの画面を見てください。今日は、おおまかな説明しかしませんが、もっと詳しいことを知りたい人は、右上の「利用の仕方」などを見ておいてください。ああ、今じゃなくて、あとで見てください。

今日はまず、コンピュータを使えるようにするために、利用者の登録をします。では、画面の左下の項目を選んでください。

(Question booklet)

学生がコンピュータの画面を見ながら先生の説明を聞いています。
学生は今、画面のどの項目を選べばいいですか。

	谷山大学情報メディアセンター ホームページ		
1	■ お知らせ	■ 利用の仕方	2
3	■ 各種手続き	■ 質問コーナー	4



[Answer Sheet]

練習	①	②	③	④
----	---	---	---	---

 →

練習	①	②	●	④
----	---	---	---	---

The listening section

- ⑧ Listen to the audio recording carefully because you can do so only once.
- ⑨ In the listening section, there are no answers printed in the question booklet. There are possible answers on the audio recording.
- ⑩ Although there are four possible answers on the audio recording, only one is correct. From these four answers, select the one that you think is correct, and mark the "Correct" column as well as the "Incorrect" column.
- ⑪ Please note that the entire Japanese as a Foreign Language test ends when the audio recording for the listening section ends.

[Exercise]

(Audio recording)

女子学生と男子学生が、山田さんとの待ち合わせについて話しています。この二人はこれからどうしますか。

女子学生：山田さんに電話した？

男子学生：うん。

女子学生：何だって？

男子学生：急用ができたから、ちょっと遅れるって。待ってるって言ったんだけど、先に行ってくれって。

女子学生：じゃ、そうする？でも、山田さん、研究会の場所、知ってるのかなあ？

男子学生：どうだろう？

女子学生：また、電話してみたら？

男子学生：いや、大丈夫だよ。先にどうぞって言ったんだから。

女子学生：そう言ったのなら、大丈夫ね。

この二人は、これからどうしますか。

1. 山田さんを待ってから行く。
2. 山田さんに先に行ってもらおう。
3. 山田さんに電話する。
4. 山田さんより先に行く。

[Answer Sheet]

練習	正しい	①	②	③	④	➡	練習	正しい	①	②	③	●
	正しくない	①	②	③	④			●	●	●	④	

The correct answer is 4, so mark the answer number 4 in the "Correct" row on the answer sheet. You must also mark the numbers 1, 2, 3 in the "Incorrect" row.

(5) How to Answer for Science

- ① Science consists of "physics," "chemistry," and "biology." There is one booklet for science. Select at the examination 2 subjects from "physics," "chemistry" and "biology" on the examination day.
- ② The answer sheet for science is double sided, so use each side to answer the questions for only one subject.
- ③ At the top of the middle of the answer sheet there is a space to select the subject you will answer. (For science, this is at the top of both sides of the answer sheet.) Blacken the space with the corresponding subject. **If the selected subject is not blackened, your answers will not be graded.**

[Correct Example] When using the front side for "physics" and the reverse side for "chemistry"

Front Side

解答科目 Subject		
物 理 Physics	化 学 Chemistry	生 物 Biology
●	○	○

この解答用紙のこの面に解答する科目を、1つ○で囲み、その下のマーク欄をマークしてください。
Circle the name of the subject of the examination you are taking on this side of the sheet, and fill in the oval under it.

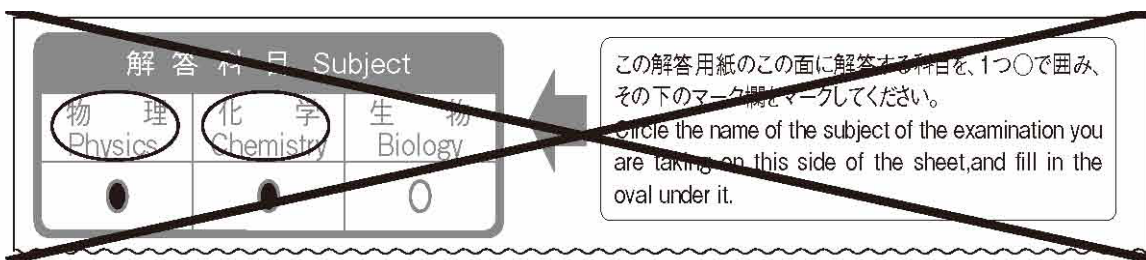
Reverse Side

解答科目 Subject		
物 理 Physics	化 学 Chemistry	生 物 Biology
○	●	○

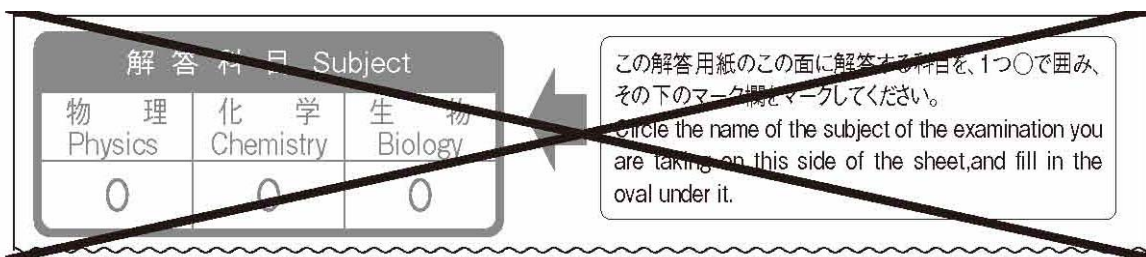
この解答用紙のこの面に解答する科目を、1つ○で囲み、その下のマーク欄をマークしてください。
Circle the name of the subject of the examination you are taking on this side of the sheet, and fill in the oval under it.

[Incorrect Example] When selecting physics and chemistry

Front Side



Reverse Side



- ④ One of the row numbers **1**, **2**, **3**, ... is provided for each question in the question booklets. These numbers are also printed on the answer sheets, so blacken the appropriate answer choice (① to ⑨) in the answer row with the same row number given in the corresponding question.
- ⑤ The answer sheet has answer rows numbered from **1** to **75**, but you may not need to use all of them. Use only the answer rows needed to answer all questions, and leave the remaining answer rows blank.
- ⑥ Every answer row has 9 choices (① to ⑨), but the actual number of choices provided in some questions may be less. In such cases, ignore the unused choices in the answer row.

[Exercise]

Q. What is the speed of sound in seawater? From ① to ⑤ below, choose the best answer. **12** m/s

① 30 ② 150 ③ 300 ④ 1500 ⑤ 15000

Row number

[Answer Sheet]

12	①	②	③	●	⑤	⑥	⑦	⑧	⑨
-----------	---	---	---	---	---	---	---	---	---

Since the choices for question **12** are from ① to ⑤, the choices from ⑥ to ⑨ should not be used.

(6) How to Answer for Japan and the World

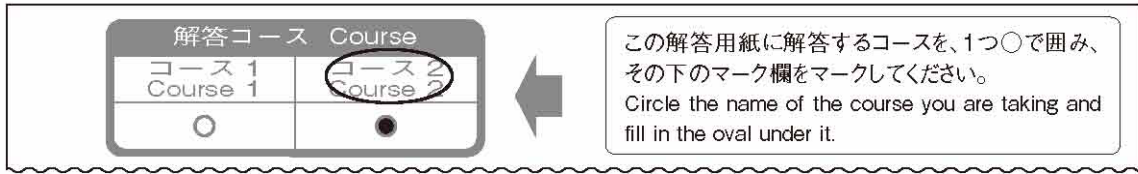
- ① One of the row numbers **1**, **2**, **3**, ... is provided for each question in the question booklets. These numbers are also printed on the answer sheets, so blacken the one appropriate answer choice (① to ④) in the answer row with the same row number given in the corresponding question.
- ② The answer sheet has answer rows numbered from **1** to **60**, but you may not need to use all of them. Use only the answer rows needed to completely answer the questions, and leave the remaining answer rows blank.

(7) How to Answer for Mathematics

- ① Mathematics consists of "Course 1" and "Course 2". There is one booklet for mathematics. Select at the examination either "Course 1" or "Course 2" on the examination day.
- ② At the top of the middle of the answer sheet there is a space to select the course you will answer. Blacken the space with the corresponding course. **If you do not blacken the selected course, your answers will not be graded.**

[Example] When "Course 2" is selected for mathematics

Front Side



- ③ Be careful because choices for the mathematics questions begin with a minus sign (−) while choices for other subjects begin with ①②③...
- ④ The questions use letters (**A**、 **B**、 **C** ...) as answer keys. The answer sheets are also printed with these keys, so blacken the appropriate numeral (from 0 to 9) or minus sign (−) for each key corresponding to the same key in the questions.
- ⑤ The answer sheet has rows lettered from **A** to **Z**, but you may not need to use all of them. Use only the answer rows needed to completely answer the questions, and leave the remaining answer rows blank.
- ⑥ In mathematics, there are two types of questions. In one type, you select the appropriate answer from several choices; in the other type, you substitute a numeral or a minus sign for each answer key (letter).
- ⑦ The actual number of choices given for some multiple choice questions may be less than the number of choices printed on the answer sheet. In such cases, ignore the unused choices in the answer row.

[Exercise]

[Example 1]

Q. What is the area of the figure enclosed by the straight line $y=x+2$ and the parabola $y=x^2$
Select the correct answer from ① to ⑤ below.

- ① $\frac{9}{2}$ ② $\frac{17}{3}$ ③ $\frac{13}{6}$ ④ $\frac{37}{6}$ ⑤ $\frac{59}{6}$

C

Denotation letters

[Answer Sheet]

Answer within this range.

C	⊖	①	●	②	③	④	⑤	⑥	⑦	⑧	⑨
----------	---	---	---	---	---	---	---	---	---	---	---

Since the choices for question **C** are from ① to ⑤, do not use the minus sign ⊖, ① or the choices from ⑥ to ⑨.

- ⑧ For questions where the answer requires a number or the minus sign (−), since each of the denotation letters corresponds to a number from 0 to 9 or the minus sign (−), blacken the answer in the space specified.

[Exercise]

【練習】

[Example 2]

When answering $\frac{\text{D} \sqrt{\text{E}}}{\text{FG}}$ equals $\frac{-\sqrt{3}}{14}$, blacken the spaces as follows

[Answer Sheet]

D	●	①	②	③	④	⑤	⑥	⑦	⑧	⑨
E	⊖	①	②	●	④	⑤	⑥	⑦	⑧	⑨
F	⊖	①	●	③	④	⑤	⑥	⑦	⑧	⑨
G	⊖	①	②	③	●	⑤	⑥	⑦	⑧	⑨